



10295

KD-PS

Heavy Duty Postal Scales



Try **Monster** - Buy **Monster** - Be **Monster**

Specification

Product Description

The Postal Weighing Scales from Monster Scales are ideal for use in the office or at home, to weigh a variety of larger packages and parcels. With the ability to weigh up to 200kg/441lb in kilograms and pounds, the scales can be used for measuring the weight of single, multiple and different sized boxes, parcels and packages.

The flat 36 x 41cm stainless steel platform gives ample weighing space whilst the low profile design allows you to place it on the floor for weighing heavier items. With a separate digital indicator, the scales can be positioned to suit your requirements and the fold down support allows the indicator to be propped up for easier viewing of the display.

Item Contents

1 x Postal Weighing Scales with indicator
1 x DC mains adaptor with 13A 3 pin plug

Technical Information

Plug: 13A 3 pin UK
Capacity: 0- 200kg x 0.5kg / 0- 441lb x 0.1lb

Product Specifics

Dimensions: 36cm wide x 41cm deep x 13cm high
Maximum capacity: 200kg/441lb
Measurements: Kilograms & Pounds

Monster Guarantee

If you wish to return a product in perfect working order, we provide a 30 day returns policy as long as the item is unopened and in a resalable condition. A 12 month warranty applies to all of our electrical products; we will cover the cost of labour and parts. Our policy is to try and repair the item before arranging an exchange or refund.

If for any reason a part is missing please get in touch with us within 7 days on receipt of your order. You can contact our friendly and helpful Customer Support Team via email or call. For full terms and conditions contact our Support Department via the details on the Contact Us page.

Specification

Product Features

- 1) Weighing Platform
- 2) Indicator
- 3) Digital LED Display
- 4) MODE: Changes the weighing unit between pounds and kilograms
- 5) LIGHT: Turns on/off the display backlight
- 6) TARE: Sets the weight displayed to zero
- 7) ON/OFF: Turns the scales on and off



User Guide

Operation Instructions

- 1) Place the scales on a solid and flat surface. Attach the mains adaptor to the rear of the scales and plug into a power supply.
- 2) Press the ON/OFF key to turn the machine on. After several seconds the display shows 0 and the current weighing unit; kg or lb. The weighing unit previously used will be automatically saved when you turn the machine off, this will continue until the unit is reset or the battery is changed.
- 3) Press the MODE key to select a different weighing unit if required.
- 4) Place the parcel(s) you wish to weigh onto the centre of the scales. Take the reading from the display and remove the parcel(s) to continue weighing others.
- 5) After use the machine will automatically power off after two minutes, alternatively you can use the ON/OFF key to power the scales off.

TARE Function

This function is ideal for use when weighing items in a separate container.

- 1) Place the scales on a solid and flat surface. Press the ON/OFF key to turn the machine on. Press the MODE key to select the required weighing unit.
- 2) Place your chosen container onto the loading tray and the digital display will show the weight of the container. Press the TARE key to subtract the weight of the container and the display screen will show zero.
- 3) Then place the parcel(s) into the container and the weight shown on the display screen will be the correct weight of the parcel(s).
- 4) To return to the standard weighing function, remove everything from the platform and press the TARE key, the scales should show zero.

User Guide

Battery Installation

- 1) In order to make these scales portable you can install batteries, four 'AA' size alkaline batteries (4 x 1.5V) are required. Release the battery cover and place both batteries into the battery holders in accordance with the correct direction markings.
- 2) Replace the battery cover ensuring it clicks into place. Using batteries and mains power together will not charge the batteries. The scales are now ready to use.

Calibration Instructions




These scales have been factory calibrated before shipment, however they may need to be re-calibrated every few months to ensure they continue to read accurately, if you suspect the scale is weighing inaccurately you can follow these simple steps in order re-calibrate your scales.

- 1) Scales should be calibrated using an item with a known weight such as kitchen scale weights or accurate calibration weights.
- 2) Turn off the scales and place them on a solid flat surface, remove any items from the platform.
- 3) Turn the scales on. When the display shows 0, press and hold the MODE key until it shows "CAL". Then the required calibration weight will show on the screen.
- 4) Place the required weight in the centre of the loading tray in order to make it easier for the scales to get a precise reading. Wait until the display shows "PASS", to confirm that calibration is complete.

User Guide

Display Messages

Please read through the guide below to correctly identify messages or symbols shown on the digital display screen.

Display message	Description
EEEE	Overloaded weight- remove parcel from the scale immediately, overloading the scales may lead to permanent damage of the internal sensor and void the warranty.
	Low battery - recharge or replace the batteries to avoid inaccurate readings
	Zero- the loading tray is empty or the scales have been set to zero
	Tare- the scale has been set to TARE mode
kg	Kilograms- scales are set to weigh in kilograms, when weighing in kilograms the scales can weigh up to 200kg
lb	Pounds- scales are set to weigh in pounds, when weighing in pounds the scales can weigh up to 44lb

Disabling Auto Switch Off

To disable the automatic powering down function of your Postal Scales, follow the steps below:

- 1) When the device is switched off, press and hold the TARE button, then press the ON/OFF button. The display should now show-88888.
- 2) Wait for the display to show either A ON or A OFF. If the device shows A ON, the automatic switch off function is enabled. If the device shows A OFF, the automatic switch off function is disabled.
- 3) Press the TARE button to toggle the automatic switch off on and off as required.
- 4) Press ON/OFF key to confirm setting.

Troubleshooting

Resolution Guide

Please read through the guide below if you have any issues or faults with your scales. The information covers and resolves the majority of frequently asked questions.

There are many contributing factors for inaccurate readings or malfunctions when operating the scales:

- Batteries running on low power will not supply enough electricity to the scales causing operating malfunctions and error messages to show, check batteries are recharged or install new batteries.
- A faulty mains adaptor will not supply electricity to the scales causing operating malfunctions or error messages to show. Check the wire on the adaptor for damage and replace the mains adaptor if necessary.
- Incorrect calibration can cause the scales to display inaccurate readings. Follow the calibration instructions in this booklet to re-calibrate the scales.
- Overloading the scales will cause error messages to appear and can damage the internal elements. If the scales are accidentally overloaded remove the parcel(s) immediately.
- Position and store the scales inside a dry, room temperature, indoor space and on a flat surface. Ensure the scales are used in a clean environment. Dust, dirt, moisture, vibration, air currents and proximity to other electrical equipment can all have an adverse effect on the reliability and accuracy of the scales.
- After prolonged use the possible build up of static electricity can cause the scales to calibrate incorrectly or weigh inaccurately. Using an anti-static spray can prevent the build up of such static whilst curbing the attraction of dust.

Please check all of these possibilities if you are having any problems with your scales, if the issue persists contact our Support department via the details on the Contact page.

Safety Advice

Safe Working Practice

Please read through the safe working practice to ensure prevention of injury or damage to the device. Failure to follow these instructions will void your warranty.

Do not use the scales if the adaptor wire is frayed or damaged.

When the device is not in use ensure that the power plug is removed from the socket. This will prevent damage to the appliance through power surges.

Handle the scales with care. The scales are designed to be durable and long lasting, however rough treatment or overloading may lead to permanent damage of the internal sensor and void the warranty.

Ensure the scales are used in a clean environment. Dust, dirt, moisture, vibration, air currents and proximity to other electrical equipment can all have an adverse effect on the reliability and accuracy of the scales.

Avoid lengthy exposure to hot or cold temperatures. These scales work best when operating in normal room temperature.

If the scales will not be used for a long period of time please remove the batteries if they are installed, as a fully discharged battery can cause damage to the product.

Do not exceed the maximum weight capacity, leave items placed on the scales for long periods of time or store any items on top of the scales, this will effect the reliability and accuracy of the scales.

Use a soft wet fabric to clean the external components of the scale when powered off. Avoid using a chemical cleaning agent. Do not attempt to clean the internal elements of the scales or submerge the scales in water.



Contact Us

Sales Department

For information regarding this device or other products from our Monster divisions please use the following details below.

Tel: 01347 878888

Email: hello@monstershop.co.uk

Support Department

For queries about this device, warranty, returns or reporting faults please use the following details below.

Tel: 01347 878887

Email: help@monstershop.co.uk

Website

To view our product range and fantastic offers in the Monster divisions please visit our website

www.monstershop.co.uk

Address

To visit our office Monster House and view our products, send postal correspondence or return items our address is provided below.

Monster House, Alan Farnaby Way, Sheriff Hutton
Industrial Estate, Sheriff Hutton, York YO60 6PG



Monster Group (UK) is one of the UK's fastest growing online retailers. We supply a diverse range of products which offer exceptional value for money. We strive to provide the best possible customer experience with free UK delivery across all our products and a Monster Guarantee for 100% satisfaction.

Our dedicated customer service team will be more than happy to help with any questions you may have.

Home & Garden
Storage Shelving
Sign & Digital
Retail & Hospitality
Commercial Equipment

Check out all our Monster brands at www.monstershop.co.uk
