



10610

Universal Van Racking



Try **Monster** - Buy **Monster** - Be **Monster**

Specification

Product Description

Open up those doors to an organised and tidy van where you can find everything you need quickly and easily. There'll be no turning the place upside down or losing tools with a fantastic ply shelving unit, finally you can reclaim that floor space and show your van how much you care about it.

Organise your van! The shelves and drawers of this racking system provide loads of storage for tools and accessories.

Product Specifics

Dimensions: 120cm High x 102cm Wide x 30cm Deep

Material: Birch Plywood

Shelves: 3

Top Shelf: 3 Sections

Middle Shelf: 3 Sections

Bottom Shelf: 3 Drawers (Removable)

Monster Guarantee

If you wish to return a product in perfect working order, we provide a 14 day returns policy as long as the item is unopened and in a resalable condition. A 12 month warranty applies to all of our electrical products, we will cover labour, parts and delivery charges. Our policy is to try and fix the item before arranging an exchange or refund. For full terms and conditions contact our Support department via the details on the Contact page.

Specification



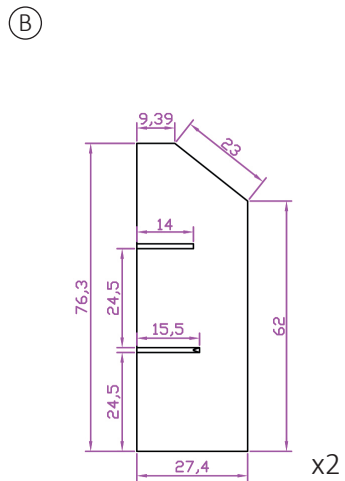
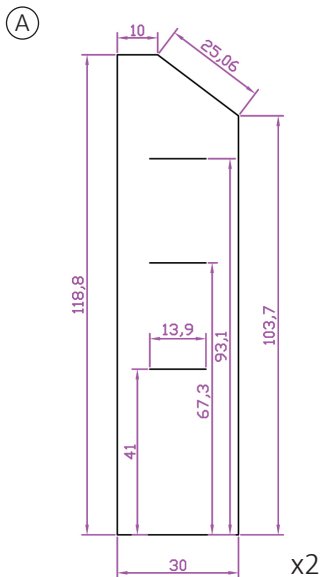
Product Features

- 1) Top Shelf
- 2) Middle Shelf
- 3) Compartments
- 4) Removable Drawers
- 5) Side Panels



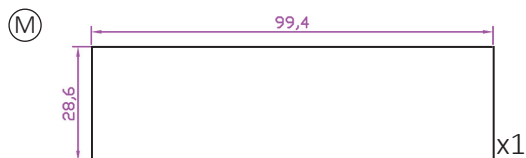
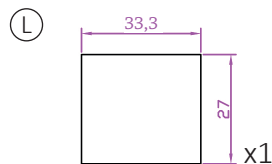
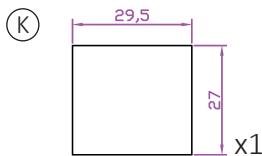
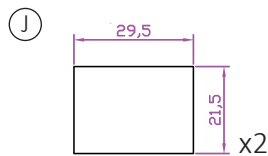
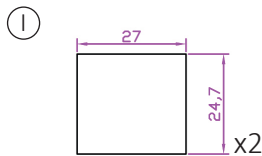
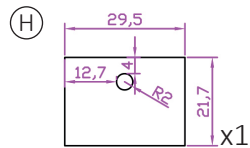
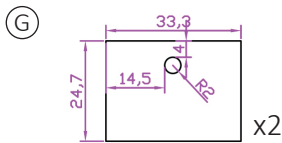
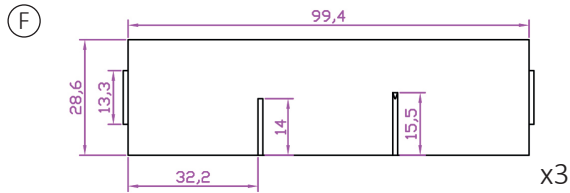

Specification

Parts List



Specification

Parts List



User Guide

Building Instructions

Please Note: There are 3xF- 2 of which have grooves (1F and 2F), the other doesn't (3F).

There are two extra triangle supports for the front of the racking. These can be attached at your own judgement.

The grooves/slot holes may need cleaning out a little before you start.

Step One:

Start off by assembling the drawers. Use the images below for your reference.

Drawer G is made up of parts I (x2) + K + Base Panel

Drawer H is made up of parts J (x2) + L + Base Panel

①



②



③



④




User Guide

Building Instructions

Step Two:

Turn 1F and 2F, so the grooves face upwards. Steady them by slotting in both of the pieces B. This may need a gentle tap with a rubber mallet.




User Guide

Building Instructions


Step Three:

To the ends of F, attach one of A. Make sure you line up the slots on A with the shelves. F needs to be attached to the upper 2 slots. The top slant of A should be the same as parts B.



Step Four:


Using 3F (no grooves), slot the end into the lower hole on A. Using 4 screws, attach this into the bottom ends of B.



User Guide

Building Instructions

Step Five:
Attach the second side panel A.



Step Six:
Screw part D to the top of the shelving.

Step Seven:
Slide in the 3 pre-made removable drawers. The order of the drawers from left to right, G, H, G. Drawers G are determined left and right based on the outside lip. The inner side of the draw will sit flush.

Step Eight:
Screw the parts E to the front of the upper 2 shelves. Line the bottom of the parts to the bottom of the shelf.



User Guide

Building Instructions

Step Nine:

To the back of the racking, screw part M- lining the base of it with the bottom of the top shelf.

Step Ten:

Screw part C onto the back of the shelving, lining the base to the bottom of the drawer shelf.



Step Eleven:

Your racking is now complete. Please add the triangle supports to the front of the racking under the drawers if you wish.



Contact Us

Sales Department

For information regarding this device or other products from our Monster divisions please use the following details below.

Tel: 01347 878888

Email: hello@monstershop.co.uk

Support Department

For queries about this device, warranty, returns or reporting faults please use the following details below.

Tel: 01347 878887

Email: help@monstershop.co.uk

Website

To view our product range and fantastic offers in the Monster divisions please visit our website

www.monstershop.co.uk

Address

To visit our office Monster House and view our products, send postal correspondence or return items our address is provided below.

Monster House, Alan Farnaby Way, Sheriff Hutton
Industrial Estate, Sheriff Hutton, York YO60 6PG



Monster Group (UK) is one of the UK's fastest growing online retailers. We supply a diverse range of products which offer exceptional value for money. We strive to provide the best possible customer experience with free UK delivery across all our products and a Monster Guarantee for 100% satisfaction.

Our dedicated customer service team will be more than happy to help with any questions you may have.

Home & Garden
Storage Shelving
Sign & Digital
Retail & Hospitality
Commercial Equipment

Check out all our Monster brands at www.monstershop.co.uk
