



10613

Z-Rax Heavy Duty Racking System



Try **Monster** - Buy **Monster** - Be **Monster**



English

Specification

Product Description

The Z-Rax Heavy Duty Racking System is a perfect storage solution suited towards any man-cave including; garages, warehouses, stock rooms and workshops.

The racking frame is made from 1.2mm heavy duty steel and combined Z-shaped beams means your Z-Rax Heavy Duty Racking System can hold a massive 360KG per shelf- in total a whopping 1800KG! Finished with four layers of powder coated paint, this durable racking bay will maintain its excellent condition for even longer.

The Z-Rax Heavy Duty Racking System is 100% bolt-less, making it easy to assemble and only requiring the use of a rubber mallet.

Each Z-Rax Heavy Duty Racking System can even be halved to create two work benches or smaller shelves – a quick and easy adaptation to suit your needs.

Item Contents

A single Z-Rax package includes:

8	L-Shaped Upright Beams
10	Short Beams
10	Long Beams
5	MDF Boards
8	Moulded Feet/End Caps

Specification

Product Specifics

Dimension:	90cm W x 45cm D x 183cm H
Shelf Capacity:	360kg of Evenly Distributed Weight
Materials:	1.2mm Steel, 6.8mm MDF
Weight:	26.5kg


Monster Guarantee

If you wish to return a product in perfect working order, we provide a 14 day returns policy as long as the item is unopened and in a resalable condition. A 12 month warranty applies to all of our electrical products; we will cover labour, parts and delivery charges. Our policy is to try and fix the item before arranging an exchange or refund. If for any reason a part is missing please get in touch with us within 7 days on receipt of your order. You can call or email our friendly and helpful Customer Support Team. For full terms and conditions contact our Support Department via the details on the [Contact Us](#) page.

Specification

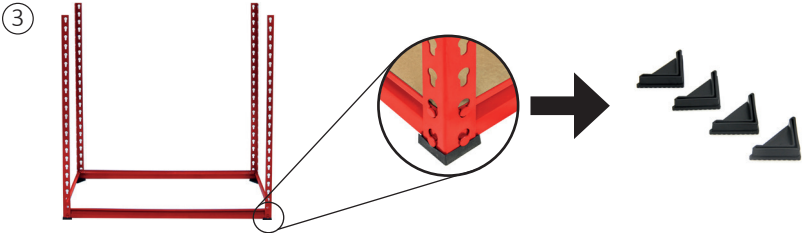

Product Features

- 1) L-shaped Upright Beam
- 2) Short Beam
- 3) Long Beam
- 4) Moulded Feet
- 5) MDF Board



User Guide

Assembly Instructions



User Guide

⑨



⑩



⑪




⑫



⑬



⑭



User Guide

15



16



17



18



User Guide

19



20



21



22



User Guide

23



24



25



26



User Guide

27



28



Troubleshooting

Resolution Guide

Please read through the guide below if you have any issues or faults with your Z-Rax Heavy Duty Racking System.

Q: There are parts missing from my order.

A: If a part is missing please get in touch with us within 7 days on receipt of your order. You can call or email our friendly and helpful Customer Support Team. Please see details on the Contact Us page.

Q: The MDF has begun to warp or change shape.

A: Do not use this Z-Rax Heavy Duty Racking System for storage in a humid environment as the included MDF is untreated and is therefore susceptible to bend in an extremely damp or warm room. Other MDF can be cut and used by the customer.

If you would like to reduce the potential of warping, please feel free to personally treat the MDF with a varnish or paint.

Q: What kind of tools should I use to assemble the Z-Rax Heavy Duty Racking System?

A: The only tools required to assemble a Z-Rax Heavy Duty Racking System bay is a rubber mallet- available to buy at Monster Shop.

Q: I'm worried the MDF shelves might grow mould in my garage.

A: We recommend you treat the MDF with mould prevention products. They are very accessible and cheap from good DIY stores.

Safety Advice

Safe Working Practice

Please read through the safe working practice to ensure prevention of injury or damage to the device.

Do not use the Z-Rax Heavy Duty Racking System in areas of high temperature or humidity as the MDF boards are untreated and may warp or become uneven.

Do not use corrosive cleaning equipment when cleaning your Z-Rax Heavy Duty Racking System, as this may erode the paint.

Do not exceed the shelving capacities, detailed on the Specification page.

Please Note: These capacities are based on the weight distributed across the whole shelf.

Always keep the weight evenly distributed to avoid damage to the rack or MDF and to prevent the rack from falling over.

Be careful when using a hammer to assemble the Z-Rax Heavy Duty Racking System.

Ensure that each beam is properly hammered into place before continuing with the assembly process.

Be sure that each MDF board is slotted into the shelf correctly before you begin storage on the racking.

Ensure the moulded feet are attached correctly to prevent any potential injury.

Treat the MDF boards with varnish or mould prevention products if using in a humid environment.



Contact Us

Sales Department

For information regarding this device or other products from our Monster divisions please use the following details below.

Tel: 01347 878888

Email: hello@monstershop.co.uk

Support Department

If this item arrives damaged, with missing pieces or you have not opened the racking and want to return it please use the following details below.

Tel: 01347 878887

Email: help@monstershop.co.uk

Website

To view our product range and fantastic offers in the Monster Racking division please visit our website.

www.monstershop.co.uk

Address

To visit our office Monster House and view our products, send postal correspondence or return items our address is provided below.

Monster House, Alan Farnaby Way, Sheriff Hutton
Industrial Estate, Sheriff Hutton, York YO60 6PG



Monster Group (UK) is one of the UK's fastest growing online retailers. We supply a diverse range of products which offer exceptional value for money. We strive to provide the best possible customer experience with free UK delivery across all our products and a Monster Guarantee for 100% satisfaction.

Our dedicated customer service team will be more than happy to help with any questions you may have.

Home & Garden
Storage Shelving
Sign & Digital
Retail & Hospitality
Commercial Equipment

Check out all our Monster brands at www.monstershop.co.uk
