

173F


6HP

 **HOT. EXHAUST**


STOP

RUN

FUEL COCK

CLOSE OPEN 

DECOMPRESS



OPERATION

- CHECK FUEL AND ENGINE OIL LEVEL BEFORE STARTING.
- OPEN THE FUEL COCK AND MOVE THE ENGINE SPEED LEVER TO THE 'RUN' POSITION.

STARTING.
(RECOIL).

- 1) PULL THE STARTER ROPE SLOWLY UNTIL YOU FEEL RESISTANCE RETURN ROPE.
- 2) PUSH THE DECOMPRESSION LEVER DOWN AND RELEASE.
- 3) PULL THE STARTER ROPE HARD AND FAST, ALL THE WAY-OUT (ELECTRIC).

TURN THE KEY TO FULL 'START' POSITION AND RELEASE WARM UP ENGINE FOR ABOUT 15 MINUTES.

- TO STOP ENGINE.
- RETURN ENGINE SPEED LEVER TO 'STOP' POSITION. (ELECTRIC) TURN KEY TO 'OFF' POSITION. CLOSE FUEL COCK.

NOTICE

PLEASE CONNECT THE BATTERY WIRE BEFORE USING

LOW OIL WARNING!

DO NOT RUN ENGINE WITHOUT CHECKING OIL LEVEL IN CASE OF AUTO STOP OR LIGHTING OF OIL PRESSURE ALERT LAMP


 CHECK ENGINE OIL BEFORE EACH START. BE SURE TO USE OIL SAE 10W30 GRADE CC



 **DIESEL FUEL ONLY**

DO NOT USE PETROL

T-MECH **210410**
Diesel Generator

Frequency	50Hz
Max Output	2.0kVA
Rated Voltage	230V
Phase Number	Single
Fuel Tank Capacity	12.5L
Engine Model	173F
Engine Output	6HP
Starting System	Manual

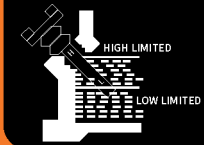


 **CAUTION** 


DIESEL FUEL FLAMMABLE

- ▲ BE SURE TO STOP THE ENGINE WHEN ADDING FUEL
- ▲ DO NOT OPERATE THE ENGINE INDOORS OR IN POORLY VENTILATED PLACES

CHECK THE ENGINE OIL (SAE 10W30 GRADE CC). CHANGE OIL EVERY 100HRS

 HIGH LIMITED
LOW LIMITED

DO NOT OPERATE THE ENGINE IN WATER OR RAIN



READ OPERATION MANUAL FOR COMPLETE INSTRUCTIONS

50 HZ