

LED Bluetooth Mirror 46x58cm / 60x80cm

213410 / 213411

INSTRUCTION MANUAL

www.monstershop.co.uk



SPECIFICATION

PRODUCT DESCRIPTION

Welcome to the innovative world of convenience and style with your new LED Bluetooth Mirror. Equipped with dual built-in Bluetooth speakers, this mirror enhances your daily routine by allowing you to listen to your favourite songs while you get ready. Even when the LED power button is off, the mirrors, speakers, and charging system will still function, ensuring uninterrupted usability. Featuring both USB-A and USB-C charging ports, it ensures your devices are powered up and within reach. With three different lighting settings and adjustable brightness, create the perfect ambiance for any occasion or time of day.

PRODUCT SPECIFICS

MODEL:	LED Bluetooth Mirror 46x58cm
MIRROR COLOUR:	Ivory White
USB PORTS:	1x USB-A & 1x USB-C
POWER:	Max 13w
INPUT:	12V / 1A
MIRROR DIMENSIONS:	58cm (H) x 3.5cm (W) x 43.5cm (D)
MIRROR DIMENSIONS WITH STAND:	58cm (H) x 12cm (W) x 46cm (D)
LIGHT SETTINGS:	White/Warm/Warm Yellow
COLOUR TEMPERATURE (KELVINS):	3000/4500/6000
POWER CORD LENGTH:	1.5m
LED BULBS:	15
MAX NOISE LEVEL:	95dB

MODEL:	LED Bluetooth Mirror 60x80cm
MIRROR COLOUR:	Ivory White
USB PORTS:	1x USB-A & 1x USB-C
POWER:	Max 13w
INPUT:	12V / 1A
MIRROR DIMENSIONS:	80cm (H) x 3.5cm (W) x 57.5cm (D)
MIRROR DIMENSIONS WITH STAND:	80cm (H) x 12cm (W) x 60cm (D)
LIGHT SETTINGS:	White/Warm/Warm Yellow
COLOUR TEMPERATURE (KELVINS):	3000/4500/6000
POWER CORD LENGTH:	1.5m
LED BULBS:	18
MAX NOISE LEVEL:	95dB

Monster Group UK Limited's liability will be limited to the commercial value of the product only.

SAFETY ADVICE

SAFE WORKING PRACTICE

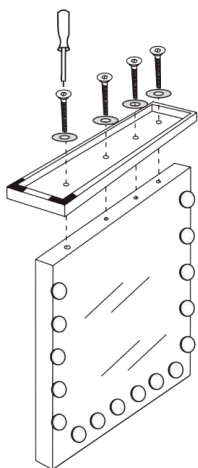
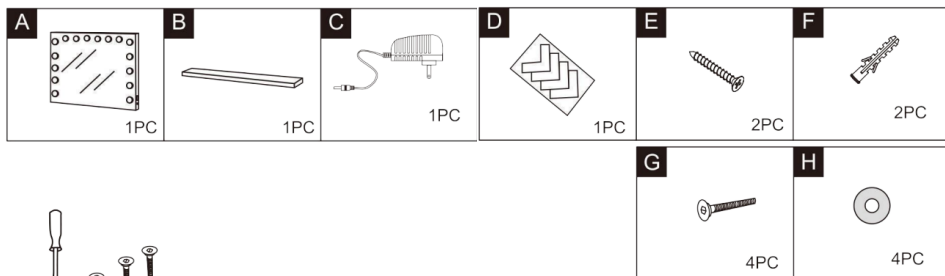
Please read through the Safe Working Practice to ensure prevention of injury or damage to the product.

- Do not use this appliance for anything other than its intended purposes.
- Ensure you have read and fully understood the instruction manual and safety advice before using this appliance.
- Do not attempt any repairs yourself. All repairs must be carried out by a qualified technician.
- Do not remove the back panel due to risk of electric shock.
- Indoor use only.
- This appliance is not intended for use in bathrooms, laundry areas or similar indoor locations.
- When the device is not in use ensure that the power plug is removed from the socket. This will prevent damage to the appliance through power surges.
- This appliance can be dangerous if the power cord or wires come into contact with water as it can potentially cause fatal shocks.
- Prolonged exposure to music at high volumes from the speakers may result in hearing damage. Please use the audio features responsibly and maintain a moderate volume level to protect your hearing.
- Regularly inspect the product for damage.
- Do not use the mirror if the power cord is frayed or damaged.
- If the electrical cable is damaged stop using the product immediately and only allow a technician to repair.

USER GUIDE

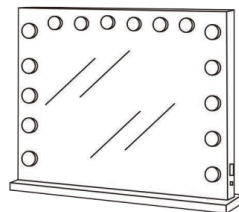
ASSEMBLY INSTRUCTIONS

PARTS



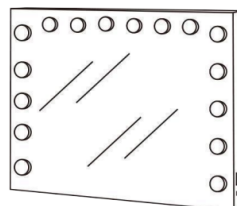
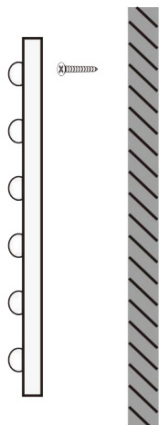
BASE ASSEMBLY

1. Start by aligning the holes in the bottom of the mirror, with the ones in the base. Use the washers (H) and screws (G) as shown in the diagram. Tighten the screws with the help of a screwdriver.
2. The mirror assembly is now complete!



WALL FIXING

1. To fix the mirror on a wall, drive the two screws (E) through the wall using the wall anchors (F) provided. Ensure the screws are secure in place and the distance between the screws matches the length of the mirror.
2. Now you can easily hang the mirror on the wall!



USER GUIDE

BLUETOOTH CONNECTIVITY

To pair your mobile device with the mirror's Bluetooth system, activate Bluetooth on your device and look for 'LED Bluetooth Mirror' under 'Other Devices'.

MIRROR CONTROLS

Symbols:



This allows you to switch between the 3 different light settings – White/Warm/Warm Yellow.



This allows you to adjust the brightness of the LED's



This allows you to power the LED's on and off.

TROUBLESHOOTING

RESOLUTION GUIDE

WHAT DO I DO IF THERE ARE MISSING PARTS FROM MY ORDER?

If there appears to be any part missing from your order, contact our friendly and helpful Customer Support Team within 7 days of receipt.

**FOR ALL OTHER ISSUES, PLEASE CONTACT OUR
CUSTOMER SUPPORT TEAM.**