



23890

T-Mech Diesel Generator ATS System



Try **Monster** - Buy **Monster** - Be **Monster**

Specification

Product Description

We at Monster Group UK understand this is a new and exciting purchase, and although it is tempting to get stuck in please carefully read these instructions before you start using the machine.

Please Note: The T-Mech ATS - Automatic Transfer System is designed to be used by a competent person. It should not be used or stored in direct sunlight, warm environments, wet or damp conditions. This ATS system is only to be used with the T-Mech Diesel Generator.

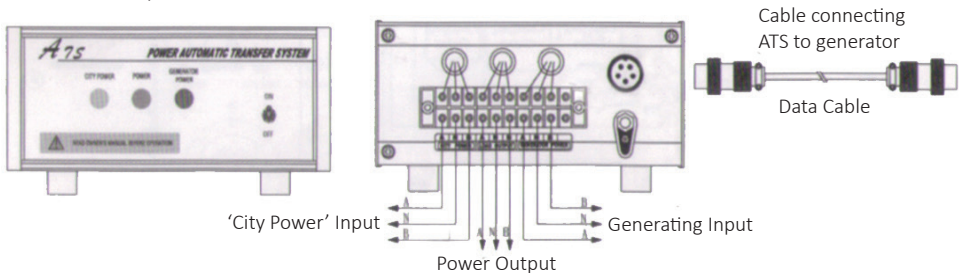
Please refer to and read Safety Advice, Safe Working Practice to ensure prevention of injury or damage to the device before starting.

Technical Information

Single Phase

230V

30 Amps



Monster Guarantee

If you wish to return a product in perfect working order, we provide a 30 day returns policy as long as the item is unopened and in a resalable condition.

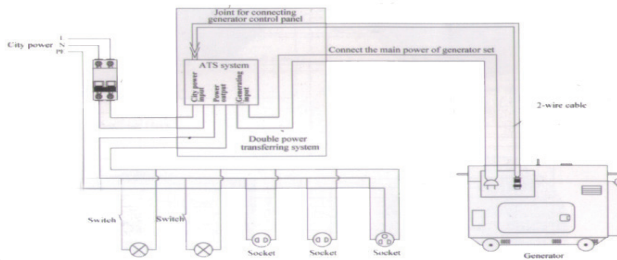
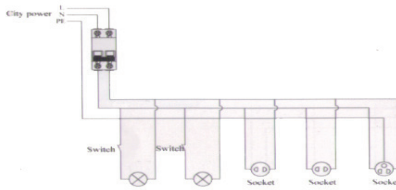
A 12 month warranty applies to all of our electrical products; we will cover labour, parts and delivery charges. Our policy is to try and repair the item before arranging an exchange or refund.

If for any reason a part is missing please get in touch with us within 7 days on receipt of your order. You can contact our friendly and helpful Customer Support Team via email or call. For full terms and conditions contact our Support Department via the details on the Contact Us page.

User Guide

Operation Instructions

1. Plug the cable into the back of the ATS and then connect it to the ATS port on the generator's control panel.
2. Install the earth wire correctly.
3. Turn on the 230V AC Switch when you have connected the ATS to the mains power supply.
4. Turn the 'Control Unit Switch' and 'Manual Switch' to ON on the ATS.
5. Turn the key of the generator to the ON position.



ATS

1. Turn on the generator.
2. If the mains power is on but the generator will not start, the ATS is equipped with a battery charger.
3. If the mains power fails, then the ATS will start the generator. The ATS will self check itself through the starting procedure, and it will then start the generator within 5 seconds.
4. The ATS will run for 30 seconds before it gives out any power.
5. If the generator is supplying power and the mains power supply comes back on, the ATS will automatically transfer the power supply from the generator without delay. The user will not have to re-start any of their electrical devices.
6. The generator will then automatically stop within 15 to 10 seconds.

Troubleshooting

Resolution Guide

Please read through the guide below if you have any issues or faults with your device. The information covers and resolves the majority of frequently asked questions.

Q: There are parts missing from my order.

A: If there appears to be any part missing from your package contact our Customer Support team via the details on the Contact Us page within 7 days of receipt.

For all other issues please contact our Customer Support department via the details on the Contact page.

Safety Advice

Safe Working Practice

Please read through the safe working practice to ensure prevention of injury or damage to the device.

Do not pour water on the ATS.

Do not immerse the ATS in water or any other liquid.

Do not touch the ATS if it is wet, or your hands are wet.

Do not operate this unit in the rain.

To prevent electrical shocks and short circuits, the generator should be grounded. Use a lead to connect the grounding end of the generator to the grounding surface of choice.

When connecting devices to the generator, make sure all other devices are rated lower than the generator's output. Any generator socket should not be overloaded over its regulated limit.

Do not operate the generator if you are tired, ill or under the influence of alcohol or drugs.

Be aware of the risk of injury to yourself and possible bystanders. Any bystanders, children or pets should be at least 15 meters away.

The battery contains sulphuric acid. In order to protect your eyes, skin and clothing, wear personal protective equipment. If your skin comes into contact, wash it immediately with clean water. If it comes into contact with your eyes, seek medical attention immediately.

Any maintenance or repair of the ATS should be undertaken by a professional.

Do not open the shell of the ATS.

Contact Us

Sales Department

For information regarding this device or other products from our Monster divisions please use the following details below.

Tel: 01347 878888

Email: hello@monstershop.co.uk

Support Department

For queries about this device, warranty, returns or reporting faults please use the following details below.

Tel: 01347 878887

Email: help@monstershop.co.uk

Website

To view our product range and fantastic offers in the Monster Chef division please visit our website

www.monstershop.co.uk

Address

To visit our office Monster House and view our products, send postal correspondence or return items our address is provided below.

Monster House, Alan Farnaby Way, Sheriff Hutton
Industrial Estate, Sheriff Hutton, York YO60 6PG



Monster Group (UK) is one of the UK's fastest growing online retailers. We supply a diverse range of products which offer exceptional value for money. We strive to provide the best possible customer experience with free UK delivery across all our products and a Monster Guarantee for 100% satisfaction.

Our dedicated customer service team will be more than happy to help with any questions you may have.

Home & Garden
Storage Shelving
Sign & Digital
Retail & Hospitality
Commercial Equipment

Check out all our Monster brands at www.monstershop.co.uk
