

**24611/24618**

# Pendant Pulley Light (Triple)



**MonsterShop**

Try **Monster** - Buy **Monster** - Be **Monster**

# Specification

## Product Description

Thank you for purchasing this MonsterShop Pulley Light.

The Pendant Pulley Light provides that much-needed touch of style and sophistication. Perfectly suited to any industrial, vintage, or rustic setting, the lights can be adjusted to sit over a dining table, bar, or simply in a hallway or room scene. Both the industrial rustic design and the modern black design boost any atmosphere and adds mood and character to your home or business.

With a quick and easy installation, you and your guests will admire the Pendant Pulley Light time after time. Coming with a free microfibre duster, you can ensure that your light is always in pristine condition, too.

**NOTE:** The assembly of this product requires wiring. We strongly recommend the use of a qualified electrician. Do not attempt installation if you are not comfortable, or are inexperienced, in the installation of lighting.

We at Monster Group UK understand this is a new and exciting purchase, and although it is tempting to get stuck in please carefully read these instructions before you start using the machine.

**Please refer to and read Safety Advice, Safe Working Practice to ensure prevention of injury or damage to the device before starting.**

## Technical Information

Voltage: 110-240V

Socket Specification: Standard E26/E27

Bulb: 3 x LED 4W

# Specification

## Product Specifics

### Dimensions:

Height when installed: 120cm adjustable (not including lampshade length)

Length of cord: 2m

Lampshades: 26cm Dia. x 13cm

Lampshade crossbar: 75cm W

Ceiling Base: 46cm L x 8cm D

**Weight:** 4.6 KG

**Material:** Painted Iron

**Finish:** Rustic OR Black

### Duster Specifications:

Material: Microfibre with stainless steel handle.

Size: 28-76cm telescopic design

Weight: 0.8 KG

## Monster Guarantee

If you wish to return a product in perfect working order, we provide a 30 day returns policy as long as the item is unopened and in a resalable condition.

A 12 month warranty applies to all of our electrical products; we will cover the cost of labour and parts. Our policy is to try and repair the item before arranging an exchange or refund.

If for any reason a part is missing please get in touch with us within 7 days on receipt of your order. You can contact our friendly and helpful Customer Support Team via email or call. For full terms and conditions contact our Support Department via the details on the Contact Us page.

Monster Group UK Limited's liability will be limited to the commercial value of the product only.

# Safety Advice

## Safe Working Practice

Please read through the safe working practice to ensure prevention of injury or damage to the device.

Ensure the instruction manual and its safety advice has been read in full before installing and/or operating this product.

We strongly recommend that only a qualified professional should install this product. Incorrect installation may result in electrocution and/or death. If the product is not properly fitted it may fall and cause damage or injury to persons.

Ensure all unnecessary bystanders, inexperienced persons, children, and pets/animals are kept away from the work area whilst the light is being installed.

Please ensure that you have both the sufficient space for the light, and a qualified professional has inspected your property and assessed it for its suitability for the lights.

Maintenance and repairs should be carried out by a qualified technician. Do not attempt to repair this product yourself.

Ensure no persons or animals are underneath or below the lights whilst you are adjusting the pulley system. Ensure the lights are switched off before operating the pulley.

Do not use this product for anything other than its intended purpose.

Do not try to alter or modify this product.

Do not swing or put any weight on the lights whilst they are suspended from the ceiling.

Do not exceed the recommended wattage.



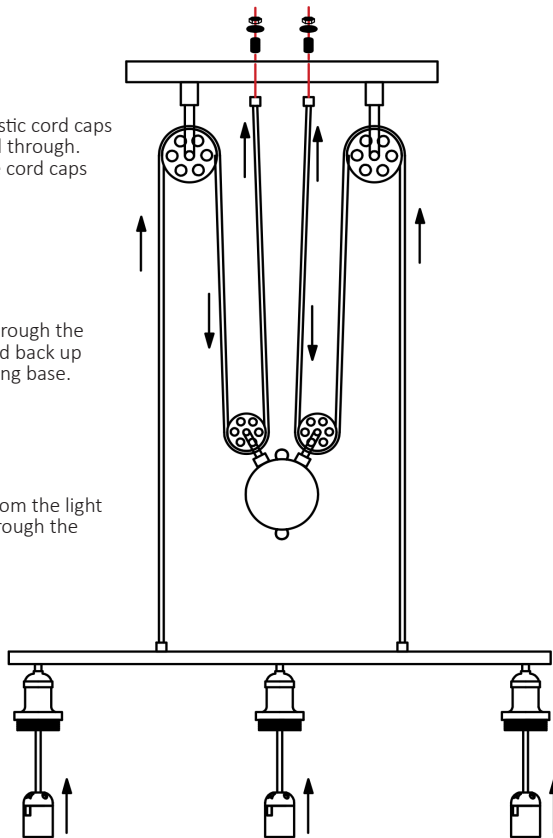
# User Guide

## Installation Guide

- ③ Unscrew the plastic cord caps and run the cord through. Then tighten the cord caps firmly.

- ② Run the cords through the weight pulley and back up towards the ceiling base.

- ① Pass the cords from the light beam up and through the upper pulley.

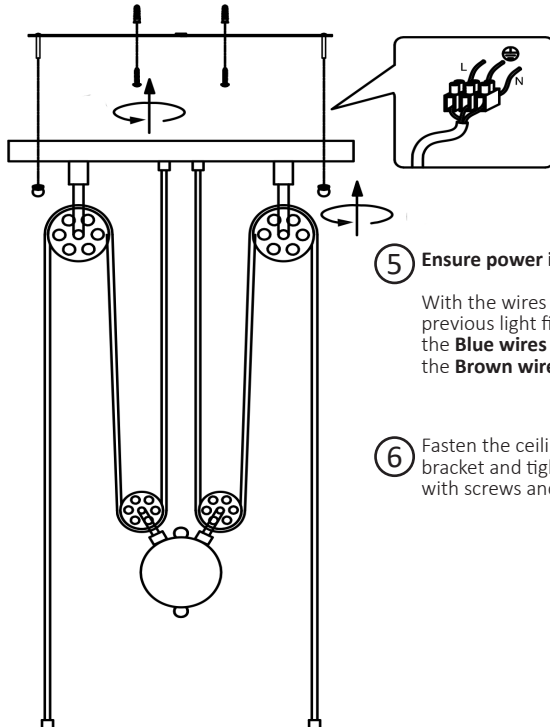


# User Guide

## Installation Guide

④

Fix the mounting bracket to the ceiling using two screws (not included).



**WARNING:** Ensure you use the correct type of fixing for the ceiling material. Find joists by tapping on the ceiling.

Hollow sound = No joist  
Solid sound = Joist

**NOTE:** Depending on where you want to position your pulley light, place scrap metal (included) into the weight ball appropriately. To do so, simply unscrew the small ball at the base of the weight.

⑤

**Ensure power is switched off.**

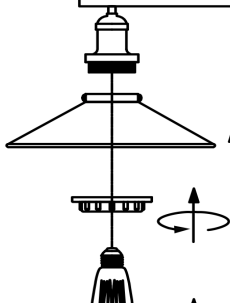
With the wires from your previous light fitting, connect the **Blue wires** to 'Neutral' and the **Brown wires** to 'Live'.

⑥

**Fasten the ceiling base to the bracket and tighten firmly with screws and nuts.**

⑦

**Install the lampshade and screw on the plastic coupling to secure.**



⑧

**Screw in the light bulb. Your Pendant Pulley Light is now complete.**

# User Guide

## Maintenance

**NOTE: Before any maintenance is carried out, consult the Safe Working Practice of this manual. Also ensure the light is switched off and the bulb has had enough time to cool.**

Generally, your lampshade should not require any maintenance work.

To clean, use a damp cloth. Do not use water or harsh cleaning agents.

Occasionally, the lampshade and fittings may pick up dust. Use the free microfibre duster to remove this.

The Pendant Pulley Light is not designed to take any further weight than the overall weight of the product itself. Ensure nobody swings on the light, and ensure you take care not to yank the cord when changing light bulbs.

# Troubleshooting

## Resolution Guide

**Please read through the guide below if you have any issues or faults with your device. The information covers and resolves the majority of frequently asked questions and common problems.**

**Q:** There are parts missing from my order.

**A:** If a part or parts are missing from your order, please contact our friendly and helpful Customer Support department via the details on the Contact Page.

**Q:** The Pendant Pulley Light is loose from the ceiling.

**A:** Check that you have installed into the surface using an appropriate fitting. If the ceiling has joists, find the joist by tapping the wood. You can find helpful guides on fitting lights and chandeliers to ceilings online.

**Q:** My light isn't working.

**A:** Consult this manual. Check that you have attached the 'Live' and 'Neutral' wires correctly. If you are unsure, you can check online guides on electrical wiring. **DO NOT** tamper with wires and **DO NOT** attempt to troubleshoot if you are not a qualified person.

**For all other issues please contact our Customer Support department via the details on the Contact page.**



# Contact Us

## Sales Department

For information regarding this product or other products from our Monster divisions please use the following details below.

Tel: 01347 878888

Email: [hello@monstershop.co.uk](mailto:hello@monstershop.co.uk)

## Support Department

For queries about this product, warranty, returns or reporting faults please use the following details below.

Tel: 01347 878887

Email: [help@monstershop.co.uk](mailto:help@monstershop.co.uk)

## Website

To view our product range and fantastic offers in the MonsterShop division please visit our website;

[www.monstershop.co.uk](http://www.monstershop.co.uk)

## Address

To visit our office Monster House and view our products, send postal correspondence or return items our address is provided below.

Monster House, Alan Farnaby Way, Sheriff Hutton  
Industrial Estate, Sheriff Hutton, York YO60 6PG



---

Monster Group (UK) is one of the UK's fastest growing online retailers. We supply a diverse range of products which offer exceptional value for money. We strive to provide the best possible customer experience with free UK delivery across all our products and a Monster Guarantee for 100% satisfaction.

Our dedicated customer service team will be more than happy to help with any questions you may have.

Home & Garden  
Storage Shelving  
Sign & Digital  
Retail & Hospitality  
Commercial Equipment

**Check out all our Monster brands at [www.monstershop.co.uk](http://www.monstershop.co.uk)**

---