

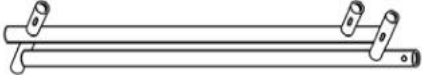











4x6x2m model Carton 1 : 190x28x17cm/G.W.28.8kgs



Parts	Quantity /pcs	Specification	
② tube	27	1870 mm	
⑦ tube	1		
⑧ tube	1		
⑨ tube	1		
⑩ tube	3		
Connections ①, 4pcs		Connections ②, 2pcs	
Connections ④, 4 pcs		Connections ⑦, 2pcs	

Carton 2: 125x32x21cm/G.W.29kgs

③ tube	8	970 mm	
⑤ tube	2	440 mm	
⑥ tube	1	550 mm	
Stiffener base:3pcs		Pole base:4pcs	
Cross:4pcs		Line connector:2pcs	
PE roof cloth:1pc	2x4.4M	Manual:	1pc
Chicken Net :2rolls	1x30m	Spring rope:1 string	15pcs per string
Tie:	3 bags	Ground nail :1 bag	13pcs
Door lock + screw bag:1 bag	