




# Q-RAX Workbench




**Quick** key hole mechanism



**Strong** 1.2mm steel



**Thick** 7.6mm MDF shelves



**FREE** protective rubber feet



Up to **150kgs** per shelf