



C1200

Retail Display Showcase Unit



Try **Monster** - Buy **Monster** - Be **Monster**

Specification

Product Description

Present your merchandise in the best possible light, whilst protecting it at the same time, with the C1200 glass retail display showcase. It has toughened glass panels at the front and on the surface which means your items can be seen in all their glory but are still safe from harm.

There's plenty of room to display your goods with the large surface area you've got to play with, so get maximising your selling potential by tempting customers with its contents alongside your point of sale.

There's also a sneaky shelf at the back of the retail display unit so you can store anything you think is important enough that you need immediate access to it. Whether you decide to use the C1200 retail display showcase as the point of sale or as a shop display unit, you'll notice straight away what a class and professional touch it gives your store.

Available in maple or white lilac.

Product Specifics

Dimensions: 1200mm (W) x 600mm (D) x 900mm (H)

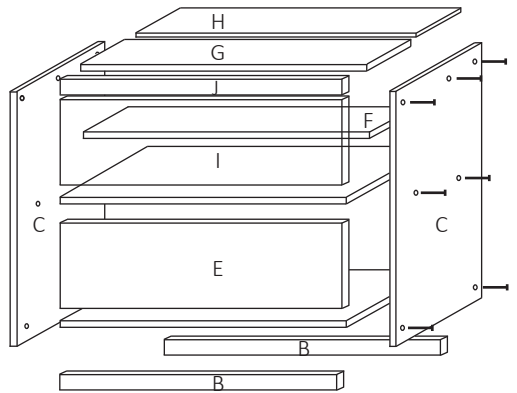
Monster Guarantee

If you wish to return a product in perfect working order, we provide a 14 day returns policy as long as the item is unopened and in a resalable condition. A 12 month warranty applies to all of our electrical products, we will cover labour, parts and delivery charges. Our policy is to try and fix the item before arranging an exchange or refund. For full terms and conditions contact our Support department via the details on the Contact page.

Specification

Item Contents

- (A) Bottom Shelf x1
- (B) Bottom Panel x2
- (C) Side Panels- Left and Right x2
- (D) Middle Shelf x1
- (E) Back Panel x1
- (F) Glass Shelf x1
- (G) Counter Top x1
- (H) Glass Counter Top x1
- (I) Glass Display Window x1
- (J) Support Panel x1



- (i) Bolts x14
- (ii) Cross Dowel Nuts x14
- (iii) Cam Locks x4
- (iv) Cam Lock Pegs x4
- (v) Screws x4
- (vi) Shelf Supports x4



Specification

Product Features

- 1) Glass Counter Top
- 2) Middle Shelf
- 3) Counter Top
- 4) Glass Shelf
- 5) Glass Display Window
- 6) Storage Compartment

Front View



Back View

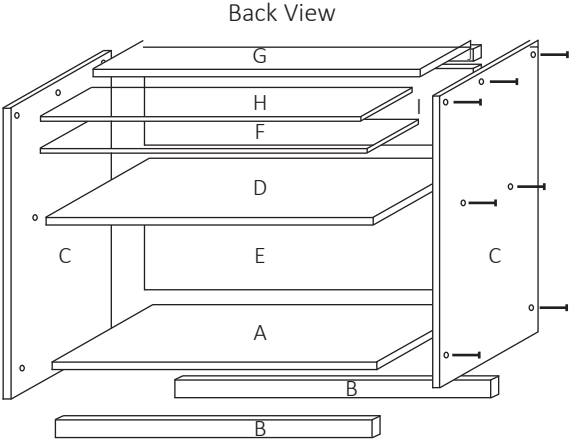
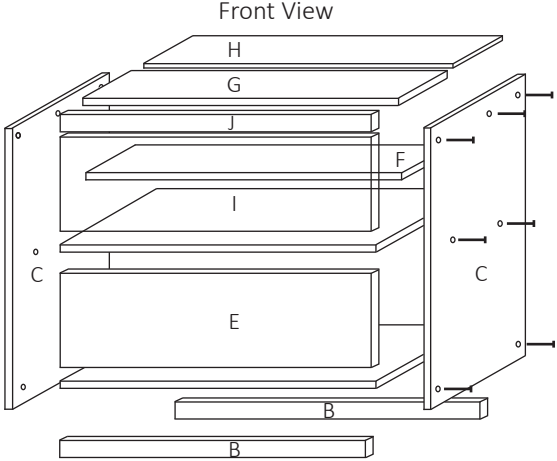


User Guide

Assembly Instructions

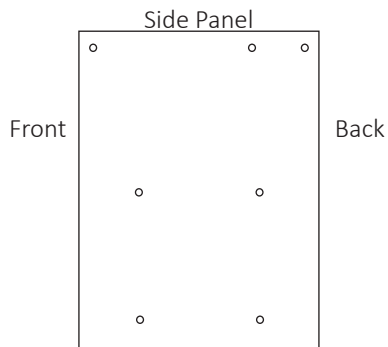
Please follow these simple instructions to assemble the retail counter.

Step 1:
Identify yourself with all the parts using the images below. Work in an appropriate area, with plenty of room.




User Guide

Assembly Instructions



Step 2:

First place all the Cam Locks into the bottom 4 holes in the side panels (C). There are 2 on each side panel.



Cabinet Part WITHOUT
Cam Lock



Cabinet Part WITH
Cam Lock

Step 3:

Screw all the Cam Lock Pegs into the appropriate holes, located on the ends of B.



User Guide

Assembly Instructions

Step 4:

Using the Bolts and Cross Dowel Nuts, attach parts A, D, E, H and J to the side panel C. Turn the parts on the side, so C becomes the base.

Step 5:

Using the Cam Locks and Cam Lock Pegs, attach 2x B to C.

Step 6:

Now slide the glass parts, G and I into the wood, using the grooves.

Step 7:

Add the second side panel C to the top of the parts using the remaining Bolts and Cross Dowel Nuts. Secure parts B by turning the other 2 Cam Locks. This part can be a little tricky when lining up all the parts with the Bolts.

Step 8:

Turn the counter the correct way up. Using the screws, attach the Shelf Supports in place for the glass shelf.

Step 9:

Slide in the glass shelf F. Your counter should now be complete.

User Guide

Product Recommendations

Our large range of retail counters can be purchased separately or in money saving bundles to create a large retail counter or several customer facing display cabinets.



Draco Set- A1200, C1200 & CM60



Nova Set- A1200, C1200 & LM60



Leo Set- B1200, C1200 & CM60



Virgo Set- B1200, C1200 & LM60

Troubleshooting

Resolution Guide

Please read through the guide below if you have any issues or faults with your counter. The information covers and resolves the majority of frequently asked questions.

Q: The bolts are not screwing through the side panel into the shelf.

A: If resistance is experienced when inserting the bolt into the cross dowel nut, try using a screwdriver to rotate the nut 180 degrees.

Q: Nuts/bolts will not fit into the holes correctly.

A: There may be some saw dust debris in the holes, which require removing before building commences.

Q: There are pieces missing from my retail counter.

A: Lay all parts out on the floor to double check the parts from the Item Contents page and be sure to look inside the counters original packaging. If the pieces can't be found you can contact our Customer Support department via the details on the Contact page.

Q: Is my counter fire resistant?

A: The counter is not fire resistant.

Q: Can I paint my counter?

A: We do not recommend you paint your counter.

Safety Advice

Safe Working Practice

Please read through the safe working practice to ensure prevention of injury or damage to the counter.

Do not store the counter in areas of high temperature or humidity.

There may be some sawdust in the holes, remove before building.

Prolong the life of the counter by keeping clean.

Use appropriate cleaning products to clean the wood and glass.



Contact Us

Sales Department

For information regarding this device or other products from our Monster divisions please use the following details below.

Tel: 01347 878888

Email: hello@monstershop.co.uk

Support Department

For queries about this device, warranty, returns or reporting faults please use the following details below.

Tel: 01347 878887

Email: help@monstershop.co.uk

Website

To view our product range and fantastic offers in the Monster divisions please visit our website

www.monstershop.co.uk

Address

To visit our office Monster House and view our products, send postal correspondence or return items our address is provided below.

Monster House, Alan Farnaby Way, Sheriff Hutton
Industrial Estate, Sheriff Hutton, York YO60 6PG



Monster Group (UK) is one of the UK's fastest growing online retailers. We supply a diverse range of products which offer exceptional value for money. We strive to provide the best possible customer experience with free UK delivery across all our products and a Monster Guarantee for 100% satisfaction.

Our dedicated customer service team will be more than happy to help with any questions you may have.

Home & Garden
Storage Shelving
Sign & Digital
Retail & Hospitality
Commercial Equipment

Check out all our Monster brands at www.monstershop.co.uk
