



211652
80l Industrial Vacuum
Floor Nozzle

MAXBLAST 

Try **Monster** - Buy **Monster** - Be **Monster**

Specification

Product Specifics

Dimensions: 58cm x 17cm x 11cm

Weight: 1.82kg

Material: Plastic ABS

Monster Guarantee

If you wish to return a product in perfect working order, we provide a 30 day returns policy as long as the item is unopened and in a resalable condition.

A 12 month warranty applies to all of our electrical products; we will cover the cost of labour and parts. Our policy is to try and repair the item before arranging an exchange or refund.

If for any reason a part is missing please get in touch with us within 7 days on receipt of your order. You can contact our friendly and helpful Customer Support Team via email or call. For full terms and conditions contact our Support Department via the details on the Contact Us page.

Monster Group UK Limited's liability will be limited to the commercial value of the product only.

Safety Advice

Safe Working Practice

Please read through the safe working practice to ensure prevention of injury or damage to the device.

Ensure the instruction manual and its safety advice has been read in full and understood before installing and/or operating this product.

Assemble this product in line with the instruction manual.

Do not use this product for anything other than its intended purpose.

Do not try to alter or modify this product.

Do not put any body parts into the attachment while in operation.

Keep your hands clear of the attachment parts as your fingers or hand may get caught.

Ensure the vacuum cleaner is switched off and the attachment removed before any cleaning or maintenance takes place.

Do not vacuum combustible, explosive or sharp items

Keep clean to prolong the life of this attachment.


This product is designed to be used for wet cleaning so make sure everything is removed from the drum.

Place the power cord right at the back of the drum when in use.



User Guide


Assembly Instructions



1. Remove the two tiny screws on each side of the main body and place the casters over the holes.

User Guide

Assembly Instructions




2. Replace the screws. Two on each side. The casters should sit as pictured.



3. Remove the vacuum from it's pedestal and turn over carefully to reveal the place underneath where the fitted bracket should now be secured.

User Guide

Assembly Instructions



4. Place the Fixed Bracket over the hole in the very middle of the front of the underneath of the pedestal of the vacuum cleaner.



5. Take one of the included screws and a washer and place them through the same hole as in figure 3 but through the top of the pedestal and into the fixed bracket as show in figure 4.

User Guide

Assembly Instructions




6. Secure the fixed bracket with four screws and one screw and washer as shown.



7. Slide the body of the nozzle onto the fixed bracket and secure with the star screw.

User Guide

Assembly Instructions



7. Adjust the star screws above the casters to make them sit on the floor evenly.

Specification

Product Description

Thank you for purchasing this front nozzle for your Max Blast 80 litre vacuum cleaner. Once attached this nozzle will save masses of human energy, back ache and arm strain and will deliver fast and effective wet cleaning of halls, shops and stockrooms.

2 agile and resilient rolls height adjustable with separate suction hose.

Designed to be used for wet cleaning.

Easy to attach and remove.

Adjustable casters for uneven floors and carpets.

Great alternative to the standard attachments for this 80l vacuum cleaner. No more constant pushing and pulling. Grab hold of the pedestal handle and push the machine along letting your new attachment do all the work.

Do you own a cleaning company? This product is a useful addition to your tool kit and your team will be forever grateful for such a labour saving device.

Or are you a one person cleaning machine? You will now be able to fit in another lucrative job into the day without tiring yourself out.

We at Monster Group UK understand this is a new and exciting purchase, and although it is tempting to get stuck in please carefully read these instructions before you start using the machine.

Please refer to and read Safety Advice, Safe Working Practice to ensure prevention of injury or damage to the device before starting.

Troubleshooting

Resolution Guide

Q: There are parts missing from my order.

A: If there appears to be any part missing from your package contact our Customer Support team within 7 days of receipt. Details are on the Contact Us page.

Q: The vacuum has lost suction.

A: Ensure the vacuum is empty, the filter is clean and there are no blockages in the hose or nozzle attachment.

Q: The caster wheels aren't moving smoothly.

A: Make sure the wheels are clean. Remove the nozzle attachment from the fixed bracket, scrub the wheels with a hard brush, remove any sticky stuff carefully with a butter knife, clean with cleaning spray and then a tiny bit of rubbing alcohol to finish. Your wheels should now run smoothly.

Please read through the guide below if you have any issues or faults with your device. The information covers and resolves the majority of frequently asked questions.

For all other issues please contact our Customer Support department via the details on the Contact page.

Contact Us

Sales Department

For information regarding this product or other products from our Monster divisions please use the following details below.

Tel: 01347 878888

Email: hello@monstershop.co.uk

Support Department

For queries about this product, warranty, returns or reporting faults please use the following details below.

Tel: 01347 878887

Email: help@monstershop.co.uk

Website

To view our product range and fantastic offers in the ***** division please visit our website;

www.monstershop.co.uk

Address

To visit our office Monster House and view our products, send postal correspondence or return items our address is provided below.

Monster House, Alan Farnaby Way, Sheriff Hutton
Industrial Estate, Sheriff Hutton, York YO60 6PG



Monster Group (UK) is one of the UK's fastest growing online retailers. We supply a diverse range of products which offer exceptional value for money. We strive to provide the best possible customer experience with free UK delivery across all our products and a Monster Guarantee for 100% satisfaction.

Our dedicated customer service team will be more than happy to help with any questions you may have.

Home & Garden
Storage Shelving
Sign & Digital
Retail & Hospitality
Commercial Equipment

Check out all our Monster brands at www.monstershop.co.uk
