



**K1200**

# Retail Display Showcase Unit



Try **Monster** - Buy **Monster** - Be **Monster**

# Specification

## Product Description

Professional-looking and stylish, but without detracting from your merchandise, this display counter is great for showing off your stock whilst maximising space by providing an extra surface. Plus, as we all know, anything that's kept behind glass instantly looks better, so it's perfect to place near your till to tempt customers into those last-minute purchases by catching their eye as they come to pay.

Lockable sliding doors at the rear give you access to the product display counter so you can instantly hand over the goods when they've made their selection.

With a full length glass display and two strong, removable glass shelves, you can proudly display your wares on up to three levels- fewer if you like- while being safe in the knowledge that they're locked away from harm.

## Product Specifics

Dimensions: 1200mm (W) x 600mm (D) x 900mm (H)

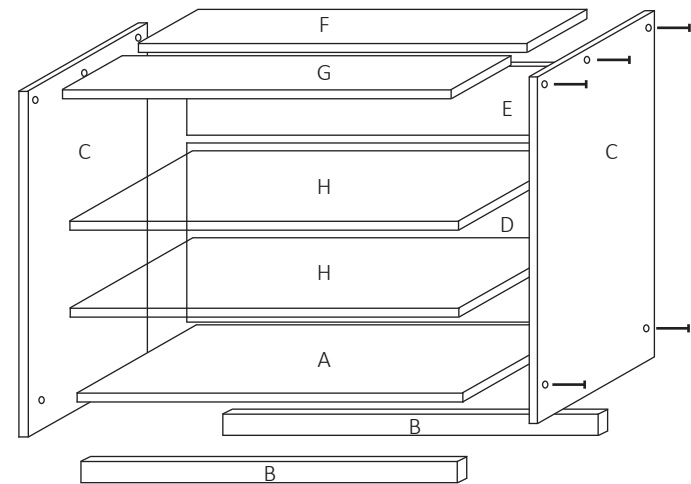
## Monster Guarantee

If you wish to return a product in perfect working order, we provide a 14 day returns policy as long as the item is unopened and in a resalable condition. A 12 month warranty applies to all of our electrical products, we will cover labour, parts and delivery charges. Our policy is to try and fix the item before arranging an exchange or refund. For full terms and conditions contact our Support department via the details on the Contact page.

# Specification

## Item Contents

(A) Bottom Shelf	x1
(B) Bottom Panel	x2
(C) Side Panels- Left and Right	x2
(D) Glass Display Window	x1
(E) Front Panel	x1
(F) Glass Counter Top	x1
(G) Counter Top	x1
(H) Glass Shelf	x2
(I) Sliding Door	x1
(J) Sliding Door	x1

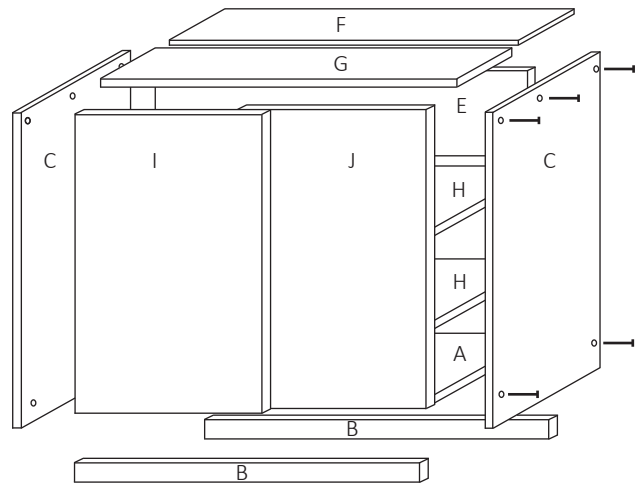


**Please Note:** Parts I and J are the sliding doors. Please see the exploded view with the doors included on the next page.

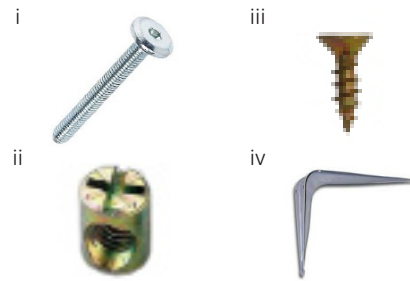
# Specification

## Item Contents

- (I) Sliding Door x1
- (J) Sliding Door x1




- (i) Bolts x10
- (ii) Cross Dowel Nuts x10
- (iii) Screws x8
- (iv) Shelf Supports x8
- Lock x1
- Key x1
- Sliding Door Runners x8



# Specification

## Product Features

- 1) Counter Top
- 2) Glass Shelf
- 3) Glass Counter Top
- 4) Sliding Door Runner
- 5) Bottom Shelf
- 6) Sliding Door Lock
- 7) Sliding Doors



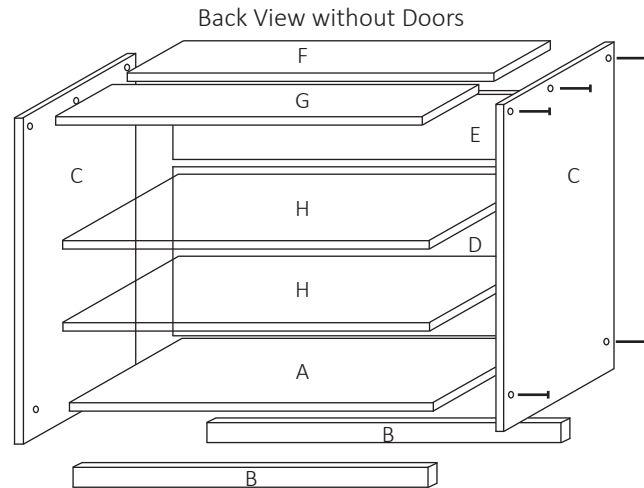
# User Guide

## Assembly Instructions

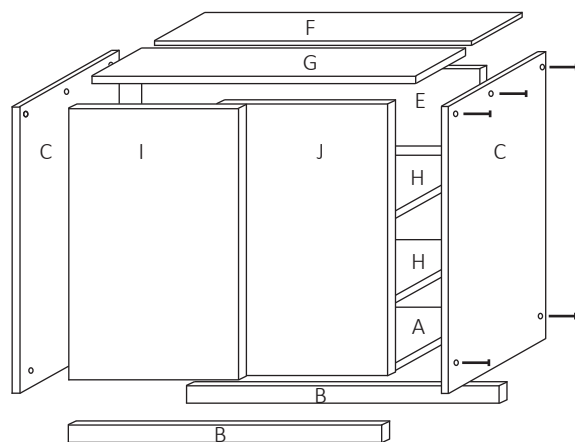
Please follow these simple instructions to assemble the retail counter.

### Step 1:

Identify yourself with all the parts using the images below. Work in an appropriate area, with plenty of room.



Back View with Doors



# User Guide

## Assembly Instructions

### Step 2:

Using the bolts and cross dowel nuts, attach parts A and F to one of the side panels C. Turn the parts on the side, so C becomes the base.

### Step 3:

To C, attach B and E using the bolts and cross dowel nuts.

### Step 4:

Now slide the glass parts, G into the wood, using the grooves.

### Step 5:

Add the second side panel C to the top of the parts using the remaining bolts and cross dowel nuts. This part can be a little tricky when lining up all the parts with the bolts.

### Step 6:

Turn the counter the correct way up. Using the screws, attach the shelf supports in place for the glass shelf.

### Step 7:

Slide in the glass shelves H.

### Step 8:

Place in the sliding doors, I and J.

### Step 9:

Secure the lock. Your counter should now be complete.

# User Guide

## Product Recommendations

Our large range of retail counters can be purchased separately or in money saving bundles to create a large retail counter or several customer facing display cabinets. Here are a few of our suggestions to you...



Saturn Set- A1200, K1200 & CM60

Titan Set- A1200, K1200 & LM60



Pisces Set- B1200, K1200 & CM60

Jupiter Set- C1200, K1200 & LM60

# Troubleshooting

## Resolution Guide

Please read through the guide below if you have any issues or faults with your counter. The information covers and resolves the majority of frequently asked questions.

**Q: The bolts are not screwing through the side panel into the shelf.**

**A:** If resistance is experienced when inserting the bolt into the cross dowel nut, try using a screwdriver to rotate the nut 180 degrees.

**Q: Nuts/bolts will not fit into the holes correctly.**

**A:** There may be some saw dust debris in the holes, which require removing before building commences.

**Q: There are pieces missing from my retail counter.**

**A:** Lay all parts out on the floor to double check the parts from the Item Contents page and be sure to look inside the counters original packaging. If the pieces can't be found you can contact our Customer Support department via the details on the Contact page.

**Q: Is my counter fire resistant?**

**A:** The counter is not fire resistant.

**Q: Can I paint my counter?**

**A:** We do not recommend you paint your counter.

# Safety Advice

## Safe Working Practice

Please read through the safe working practice to ensure prevention of injury or damage to the counter.

Do not store the counter in areas of high temperature or humidity.

There may be some sawdust in the holes, remove before building.

Prolong the life of the counter by keeping clean.

Use appropriate cleaning products to clean the wood and glass.



# Contact Us

## Sales Department

For information regarding this device or other products from our Monster divisions please use the following details below.

Tel: 01347 878888

Email: [hello@monstershop.co.uk](mailto:hello@monstershop.co.uk)

## Support Department

For queries about this device, warranty, returns or reporting faults please use the following details below.

Tel: 01347 878887

Email: [help@monstershop.co.uk](mailto:help@monstershop.co.uk)

## Website

To view our product range and fantastic offers in the Monster divisions please visit our website

[www.monstershop.co.uk](http://www.monstershop.co.uk)

## Address

To visit our office Monster House and view our products, send postal correspondence or return items our address is provided below.

Monster House, Alan Farnaby Way, Sheriff Hutton  
Industrial Estate, Sheriff Hutton, York YO60 6PG



---

Monster Group (UK) is one of the UK's fastest growing online retailers. We supply a diverse range of products which offer exceptional value for money. We strive to provide the best possible customer experience with free UK delivery across all our products and a Monster Guarantee for 100% satisfaction.

Our dedicated customer service team will be more than happy to help with any questions you may have.

Home & Garden  
Storage Shelving  
Sign & Digital  
Retail & Hospitality  
Commercial Equipment

**Check out all our Monster brands at [www.monstershop.co.uk](http://www.monstershop.co.uk)**

---