

23399/23400

Kitchen Storage Basket



MonsterShop

Try **Monster** - Buy **Monster** - Be **Monster**

Specification

Product Description

Struggling to get to those items at the back of your cupboard? Well we've got a solution. Our pull-out kitchen baskets will help you to reach everything with ease.

The kitchen storage baskets will maximise your space and enhance your kitchen's look and style. A great way of using narrow kitchen space, making sure that no space goes to waste.

Item Contents

Kitchen Basket for 600mm cabinet x 2:

2 x Wire Kitchen Basket

4 x Runners

8 x Brackets

16 x M4 x 12 Screws

16 x M4 x 16 Screws

Kitchen Basket for 600mm cabinet x 3:

3 x Wire Kitchen Basket

6 x Runners

12 x Brackets

24 x M4 x 12 Screws

24 x M4 x 16 Screws

Product Specifics

Kitchen Basket for 600mm cabinet:

Dimensions: 440mm D x 497mm W 140mm H

Shelving Capacity: 15kg- 20kg

Monster Guarantee


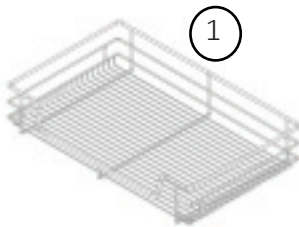
If you wish to return a product in perfect working order, we provide a 30 day returns policy as long as the item is unopened and in a resalable condition. A 12 month warranty applies to all of our electrical products; we will cover the cost of labour and parts. Our policy is to try and repair the item before arranging an exchange or refund.

If for any reason a part is missing please get in touch with us within 7 days on receipt of your order. You can contact our friendly and helpful Customer Support Team via email or call. For full terms and conditions contact our Support Department via the details on the Contact Us page.

Specification

Product Features

- 1) Wire Kitchen Basket
- 2) Runner
- 3) Clip
- 4) M4 x 12
- 5) M4 x 16



User Guide

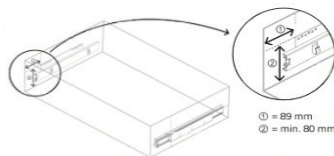
Assembly Instructions

If your cabinet has hinges, make sure you choose a position where the runners won't get blocked.

Make sure you have all the components and fixings before starting your project.

Step 1- Pre-drill screw holes for the pull-out basket runners

- 1) Mark out two screw holes on each side panel of the cabinet for the left and right runners.
- 2) Mark 89mm inwards and a minimum of 80mm from the bottom. Use the picture below to help.



You can space out the rest of your baskets according to the objects you are storing.

- 3) Drill out the 2 screw holes on each side of the cabinet.

Step 2- Attach the runners

- 1) Line the runners up with the pre-drilled holes and fix them in place. Fix each runner in with 2 x M4 x 16mm wood screws.
- 2) Once you've driven these screws in, drill pilot holes for the remaining wood screws.

User Guide

Assembly Instructions

3) Screw in the remaining wood screws into the pre-drilled holes.

Top Tip: Space the screws evenly across the 2 runners and mirror the position on both sides for a stronger kitchen storage system.

Step 3- Install the pull-out baskets

- 1) Extend both runners to their full capacity.
- 2) Locate the metal clips on the sides of the runners. Use the picture below to help.



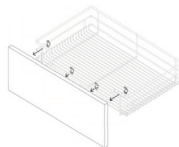
The metal clip needs to be attached to the lowest point of the basket.

- 3) You should now be able to clip the basket onto each runner.

Step 4- The drawer panel

If needed you can mount the wire basket onto your cabinet door.

- 1) Place the brackets in your desired position and mark the fixings holes.
- 2) Drill the fixings holes.
- 3) Place the bracket around the wire basket and fix to the cabinet door using the 6 x M4 x 12 Screws.



Troubleshooting

Resolution Guide

Please read through the guide below if you have any issues or faults with your device. The information covers and resolves the majority of frequently asked questions.

Q: There are parts missing from my order.

A: If a part is missing please get in touch with us within 7 days on receipt of your order. You can call or email our friendly and helpful Customer Support Team. Please see the details on Contact Us page.

Q: What kind of tools do I need to install the pull-out kitchen basket system?

A: You will need a drill, for pre-drilling holes for your screws. A pencil and tape measure will be handy when working out the measurements for your baskets. A screwdriver will be needed to tighten some screws throughout the process. Always remember to be careful when handling tools such as a drill.

Q: How do I clean and/or maintain my kitchen larder?

A: A damp cloth can be used to clean the baskets. Do not use oil or harsh abrasives when cleaning, as this could damage the metal.

For all other issues please contact our Customer Support department via the details on the Contact page.

Safety Advice

Safe Working Practice

Please read through the safe working practice to ensure prevention of injury or damage to the device.

Do not assemble the pull-out wire kitchen basket if it is damaged and/or broken.

Take care when using tools such as a drill.

Wear eye protection when using the drill.

Make sure the runners are secure before continuing with assembly.

Be careful of fingers when placing the basket on the runners.

The product should only be used indoors, as it could lead to damage if left outside and unprotected.

Check the screws regularly for tightness, and retighten if necessary.

Do not over exceed the shelving capacity, detailed on the Specification page. Note- The capacity is based on the weight distributed across the whole shelf.

Always keep the weight evenly distributed to avoid any damage, and to prevent the baskets from leaning.

Be sure that each basket is properly clipped into place before you begin storing things in the baskets.



Contact Us

Sales Department

For information regarding this device or other products from our Monster divisions please use the following details below.

Tel: 01347 878888

Email: hello@monstershop.co.uk

Support Department

For queries about this device, warranty, returns or reporting faults please use the following details below.

Tel: 01347 878887

Email: help@monstershop.co.uk

Website

To view our product range and fantastic offers in the Monster divisions please visit our website

www.monstershop.co.uk

Address

To visit our office Monster House and view our products, send postal correspondence or return items our address is provided below.

Monster House, Alan Farnaby Way, Sheriff Hutton
Industrial Estate, Sheriff Hutton, York YO60 6PG



Monster Group (UK) is one of the UK's fastest growing online retailers. We supply a diverse range of products which offer exceptional value for money. We strive to provide the best possible customer experience with free UK delivery across all our products and a Monster Guarantee for 100% satisfaction.

Our dedicated customer service team will be more than happy to help with any questions you may have.

Home & Garden
Storage Shelving
Sign & Digital
Retail & Hospitality
Commercial Equipment

Check out all our Monster brands at www.monstershop.co.uk
