



23496

# MDF Candy Cart



Try **Monster** - Buy **Monster** - Be **Monster**

# Specification

## Product Description

Use your creative flair to transform this cart into an exciting piece for your event, business or home.

The flat packed design allows for easy transportation, assembly and dismantling.

All of the components are pre-drilled, so you'll only need a screw driver to insert the fixings. It's recommended that you grab an extra pair of hands to help you when assembling the MDF Candy Cart.

## Item Contents

- 1 x Table Top Panel
- 2 x Roof Panel
- 1 x Rear Top Panel
- 1 x Heart Brace
- 2 x Upper Side Panel
- 1 x Front Brace Panel
- 1 x Back Brace Panel
- 2 x Shelf (Left and Right)
- 2 x Wheel Panel
- 28 x Cam Bolt (Fixing A)
- 28 x Cam Lock (Fixing B)

# Specification

## Product Specifics

MDF Candy Cart: 2000mm H x 1335mm W x 738mm D

Worktop: 1215mm W x 738mm D

Worktop- Working Area: 945mm W x 585mm D

## Monster Guarantee


If you wish to return a product in perfect working order, we provide a 30 day returns policy as long as the item is unopened and in a resalable condition.

If for any reason a part is missing please get in touch with us within 7 days on receipt of your order. You can contact our friendly and helpful Customer Support Team via email or call. For full terms and conditions contact our Support Department via the details on the Contact Us page.

# Specification


## Product Features

- 1) Table Top Panel
- 2) Roof Panel
- 3) Rear Top Panel
- 4) Heart Brace
- 5) Upper Side Panel
- 6) Front Brace Panel
- 7) Back Brace Panel
- 8) Shelf
- 9) Wheel Panel
- 10) Cam Bolt (Fixing A)
- 11) Cam Lock (Fixing B)



# Specification

## Product Features



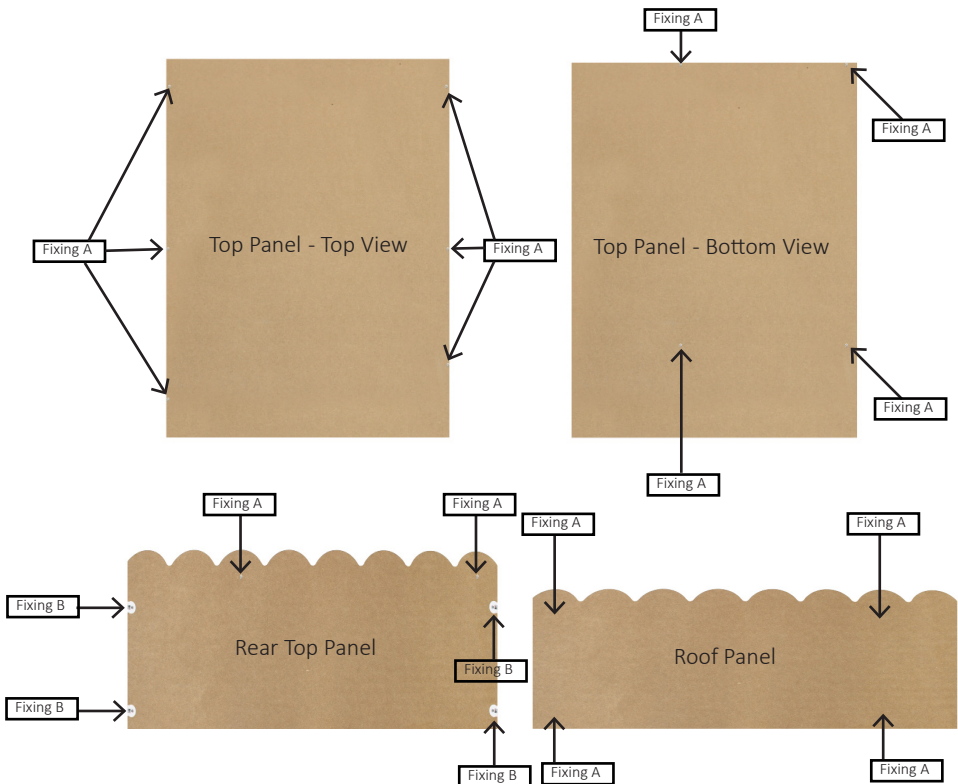
# User Guide

## Assembly Instructions

### Inserting the fixings:

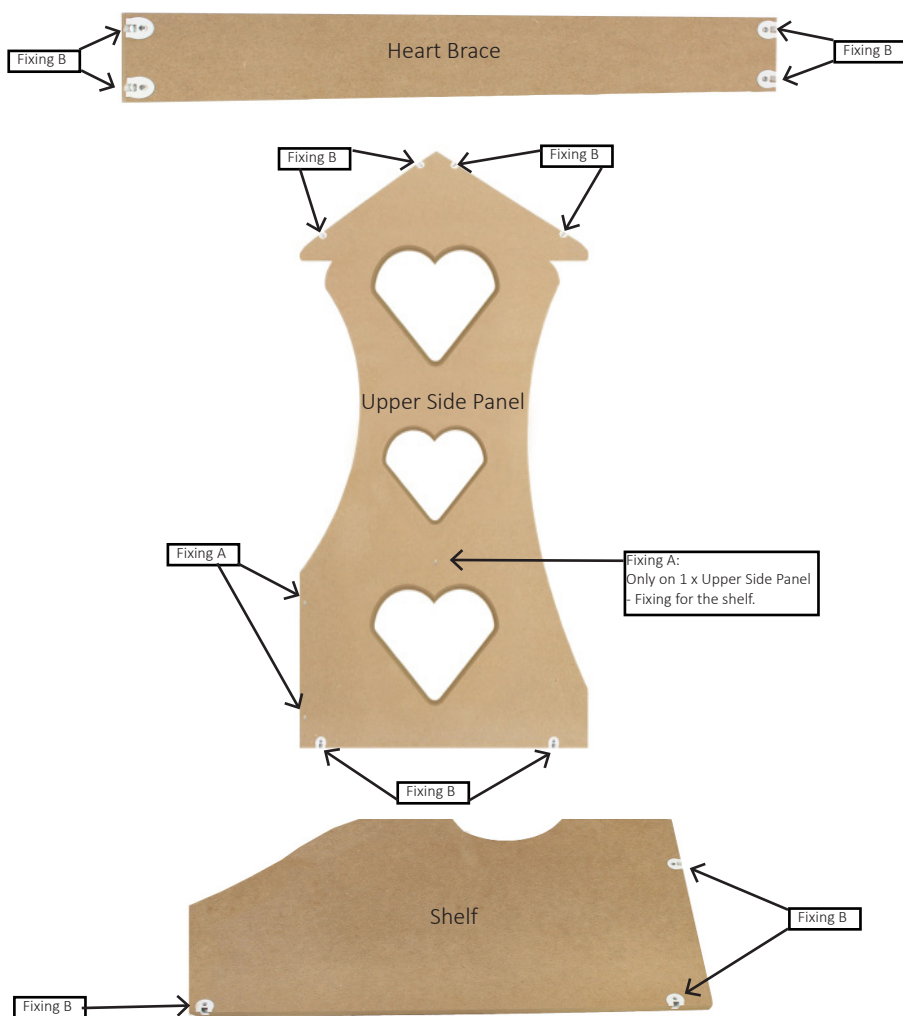
Insert all fixings into the components as shown in the diagrams below.

Ensure that the cam lock arrow is facing the direction of the oncoming cam bolt.



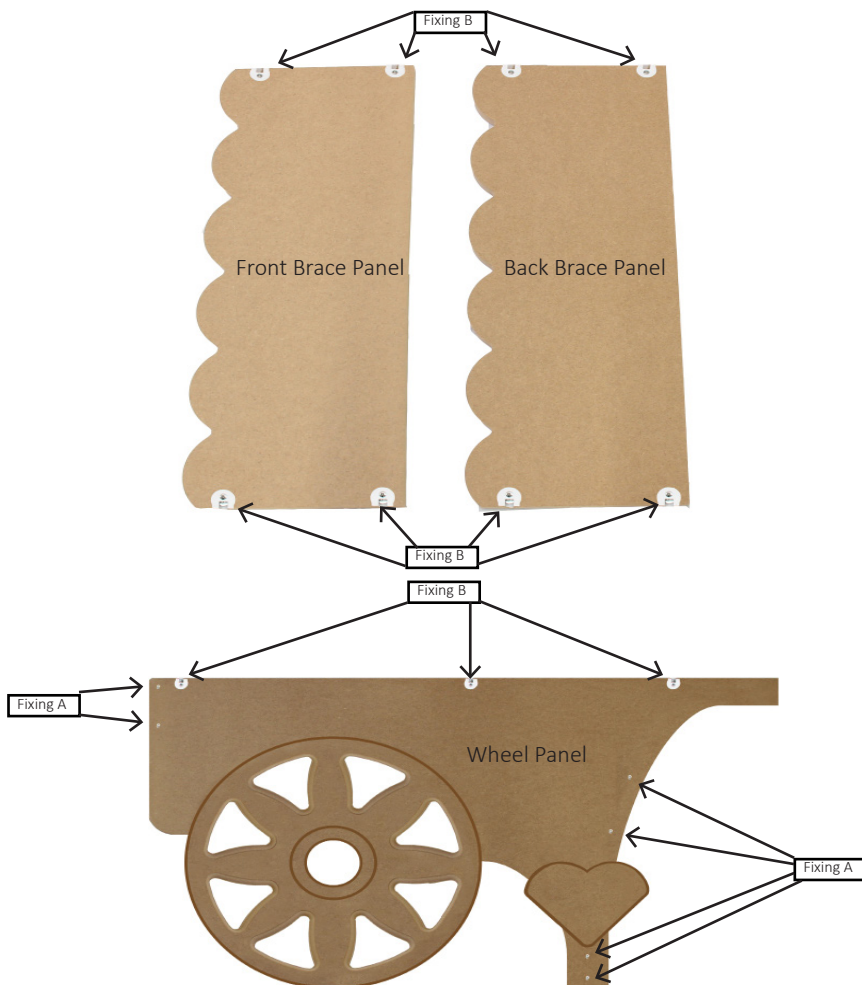
# User Guide

## Assembly Instructions



# User Guide

## Assembly Instructions





# User Guide

## Assembly Instructions

To lock the cam and bolt together, insert the bolt into the cam lock and turn the cam lock clockwise until it is locked tight.

- 1) Make sure you have inserted all the fixings into the components as shown on the previous pages.
- 2) Assemble the bottom half of the cart's components.



- 3) Attach the top panel to the bottom half of the cart.



# User Guide

## Assembly Instructions

- 4) Assemble the top part of the cart. Attach the roof panels by inserting the cam bolts into the pre-inserted cam locks.



- 5) To fix the shelf, place one cam bolt above the bottom love heart in the pre-drilled hole.
- 6) With help from a friend, lift the top half of the assembled cart and align with the upright fixings on the table top. Securely fix them by locking the cam locks.



- 8) Check that everything is secure, and then you're ready to go.

# Troubleshooting

## Resolution Guide

Please read through the guide below if you have any issues or faults with your device. The information covers and resolves the majority of frequently asked questions.

**Q: There are parts missing from my order.**

**A:** If there appears to be any part missing from your package contact our Customer Support team via the details on the Contact Us page within 7 days of receipt.

**Q: The cam locks and bolts will not fit into the holes correctly.**

**A:** There may be some saw dust/debris in the holes. This will need to be removed before building recommences. Use gloves to remove any debris, just in case wood splinters are present.

**Q: Where can I put the MDF Candy Cart?**

**A:** The MDF can be susceptible to bend/swell in an extremely damp or warm conditions. This particular MDF Candy Cart should be used indoors rather than in an external environment.

**Q: Can I paint my MDF Candy cart?**

**A:** Yes you can. However, this MDF isn't pre-primed. Make sure you apply a primer before you begin painting. The primer will prevent the paint from being affected by the colour of the MDF boards, and it will give it a nice finish.

**Q: What sort of tools do I need to assemble the MDF Candy Cart?**

**A:** The only tool required to assemble the MDF Candy Cart is a screwdriver. All components are pre-drilled, and fixings are provided.

**For all other issues please contact our Customer Support department via the details on the Contact page.**

# Safety Advice

## Safe Working Practice

Please read through the safe working practice to ensure prevention of injury or damage to the device.

Ensure the MDF Candy Cart is only used indoors.

Be careful when lifting and assembling the components as they are quite fragile and heavy.

There may be debris and/or sawdust in the pre-drilled holes. Remove this before commencing with assembly. Use gloves to remove it.

Make sure each component is properly and securely locked before continuing with the assembly process.

Make sure the shelf and table top is correctly assembled before you begin storing items on the MDF Candy Cart.

Use appropriate cleaning products to clean the MDF Candy Cart.

You need 2 people when assembling/dismantling and moving the MDF Candy Cart.

Make sure you apply a primer before painting the MDF Candy Cart.



# Contact Us

## Sales Department

For information regarding this device or other products from our Monster divisions please use the following details below.

Tel: 01347 878888

Email: [hello@monstershop.co.uk](mailto:hello@monstershop.co.uk)

## Support Department

For queries about this device, warranty, returns or reporting faults please use the following details below.

Tel: 01347 878887

Email: [help@monstershop.co.uk](mailto:help@monstershop.co.uk)

## Website

To view our product range and fantastic offers in the Monster Chef division please visit our website

[www.monstershop.co.uk](http://www.monstershop.co.uk)

## Address

To visit our office Monster House and view our products, send postal correspondence or return items our address is provided below.

Monster House, Alan Farnaby Way, Sheriff Hutton  
Industrial Estate, Sheriff Hutton, York YO60 6PG



---

Monster Group (UK) is one of the UK's fastest growing online retailers. We supply a diverse range of products which offer exceptional value for money. We strive to provide the best possible customer experience with free UK delivery across all our products and a Monster Guarantee for 100% satisfaction.

Our dedicated customer service team will be more than happy to help with any questions you may have.

Home & Garden  
Storage Shelving  
Sign & Digital  
Retail & Hospitality  
Commercial Equipment

**Check out all our Monster brands at [www.monstershop.co.uk](http://www.monstershop.co.uk)**

---