



10689

S- Rax



Try **Monster** - Buy **Monster** - Be **Monster**



English

Specification

Product Description

The Monster Strong Racking System is a storage solution suited for garages, warehouses, stock rooms and workshops.

This racking is made from heavy duty steel and is 100% bolt-less, making it easy to assemble and only requiring the use of a rubber mallet. Finished with powder coated paint means this durable racking bay will maintain its excellent condition for even longer.

The second shelf can move position, creating unique and spacious racking for all sorts of items.

Item Contents

A single Monster Strong Rack package includes:

8 L-shaped upright beams, 8 long beams, 8 short beams,
4 MDF boards, 8 central shelf supports, 4 beam connectors, 8 moulded feet.

Product Specifics

Dimensions: 180cm H x 150cm W x 50cm D
Shelf Capacity: 265kg of Evenly Distributed Weight
Materials: 1.2mm Steel, 7.6mm MDF
Weight: 46.5kg

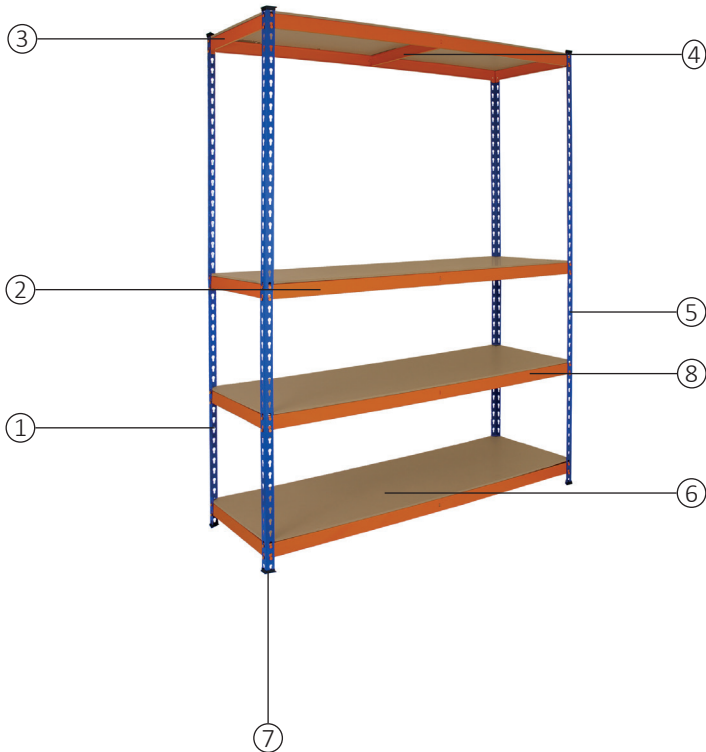
Monster Guarantee

If you wish to return a product in perfect working order, we provide a 14 day returns policy as long as the item is unopened and in a resalable condition. A 12 month warranty applies to all of our electrical products; we will cover labour, parts and delivery charges. Our policy is to try and fix the item before arranging an exchange or refund. If for any reason a part is missing please get in touch with us within 7 days on receipt of your order. You can call or email our friendly and helpful Customer Support Team. For full terms and conditions contact our Support Department via the details on the Contact Us page.

Specification





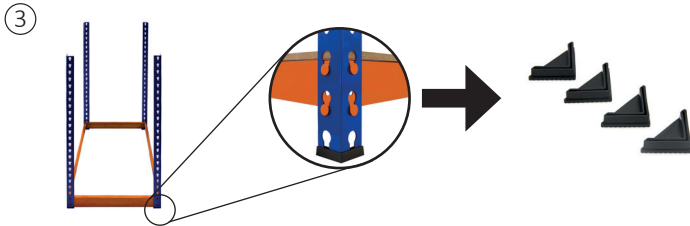
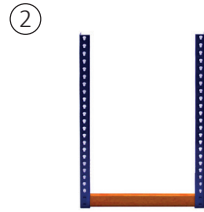

Product Features

- 1) L-Shaped Upright Beam
- 2) Long Beam
- 3) Short Beam
- 4) Central Shelf Support
- 5) Beam Connector
- 6) MDF Board
- 7) Moulded feet
- 8) Removable shelf



User Guide

Assembly Instructions



User Guide

10



11



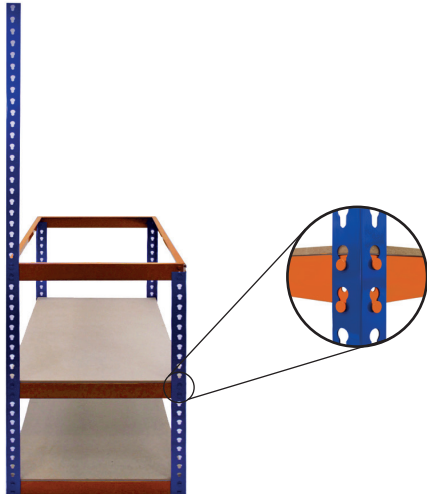
12



13



14



15



User Guide

①⑥



①⑦



①⑧



①⑨



②①



User Guide

21



22



Troubleshooting

Resolution Guide

Please read through the guide below if you have any issues or faults with your Monster Strong Rack.

Q: There are parts missing from my order.

A: If there appears to be any part missing from your Monster Strong Rack package contact our Customer Support team via the details on the Contact page.

Q: The MDF has begun to warp or change shape.

A: Do not use this racking for storage in a humid environment as the included MDF is untreated and is therefore susceptible to bend in an extremely damp or warm room. Other MDF can cut and used by the customer.

Q: What kind of tools should I use to assemble the Monster Strong Rack?

A: The only tools required to assemble this racking bay is a rubber mallet, which are available to purchase through the Monster Shop website or via our Sales team, details available on the Contact page.

Q: The key hole locking mechanism on the long or short beams are bent or stick out from the slots on the upright beams.

A: Sometimes the key hole mechanism can be bent or stick out from the upright beams and will therefore not push into the slot fully. Separate the long or short beam from the upright. Take a screw driver and push it against the key hole lock to bend the metal hooks until it is straight, and can fit into the slot on the upright beam.

Q: I'm worried the MDF shelves might grow mould in my garage.

A: We recommend you treat the MDF with mould prevention products. They are very accessible and cheap from good DIY stores.



Safety Advice

Safe Working Practice

Please read through the safe working practice to ensure prevention of injury or damage to the device.

Do not use the Monster Strong Rack in areas of high temperature or humidity as the MDF boards are untreated and may warp or become uneven.

Do not use corrosive cleaning equipment when cleaning your Monster Strong Rack as this may erode the paint.

Do not exceed the shelving capacities, detailed on the Specification page. Note- these capacities are based on the weight distributed across the whole shelf.

Always keep the weight evenly distributed to avoid damage to the rack or MDF and to prevent the rack from falling over.

Wear gloves when assembling this shelving to protect your hands.

Be careful when using a hammer to assemble these Monster Strong Racks.

Ensure that each beam is properly hammered into place before continuing with the assembly process.

Be sure that each MDF board is slotted into the shelf correctly before you begin storage on the racking.

Treat the MDF boards with varnish or mould prevention products if using in a humid environment.



Contact Us

Sales Department

For information regarding this device or other products from our Monster divisions please use the following details below.

Tel: 01347 878888

Email: hello@monstershop.co.uk

Support Department

If this item arrives damaged, with missing pieces or you have not opened the racking and want to return it please use the following details below.

Tel: 01347 878887

Email: help@monstershop.co.uk

Website

To view our product range and fantastic offers in the Monster Racking division please visit our website.

www.monstershop.co.uk

Address

To visit our office Monster House and view our products, send postal correspondence or return items our address is provided below.

Monster House, Alan Farnaby Way, Sheriff Hutton
Industrial Estate, Sheriff Hutton, York YO60 6PG



Monster Group (UK) is one of the UK's fastest growing online retailers. We supply a diverse range of products which offer exceptional value for money. We strive to provide the best possible customer experience with free UK delivery across all our products and a Monster Guarantee for 100% satisfaction.

Our dedicated customer service team will be more than happy to help with any questions you may have.

Home & Garden
Storage Shelving
Sign & Digital
Retail & Hospitality
Commercial Equipment

Check out all our Monster brands at www.monstershop.co.uk
