



# T-Rax Heavy Duty Racking System



Try **Monster** - Buy **Monster** - Be **Monster**

# Specification

## Product Description

The T-Rax Heavy Duty Racking System is a storage solution suited for garages, warehouses, stock rooms and workshops.

This racking is made from heavy duty steel and is 100% bolt-less, making it easy to assemble and only requiring the use of a rubber mallet. Finished with four layers of powder coated painted this durable racking bay will maintain its excellent condition for even longer.

T-Rax are available in a range of sizes and colours providing something to suit every space and can even be halved to create two work benches or smaller shelves.

## Item Contents

A single T-Rax package includes:

8 L-shaped upright beams, 10 long beams, 10 short beams,  
5 MDF boards, 4 beam connectors and 8 moulded feet.

**Note:** Some T-Rax will also contain 5-10 central shelf supports.

## Product Specifics

75cm T-Rax – 75cm W x 80cm D x 150cm H

With a shelf capacity of 150kg evenly distributed weight

90cm T-Rax – 90cm W x 45cm D x 180cm H

120cm T-Rax – 120cm W x 45cm D x 180cm H

120cm T-Rax – 120cm W x 60cm D x 180cm H

With a shelf capacity of 280kg evenly distributed weight

160cm T-Rax- 160cm W x 60cm D x 180cm H

With a shelf capacity of 265kg evenly distributed weight

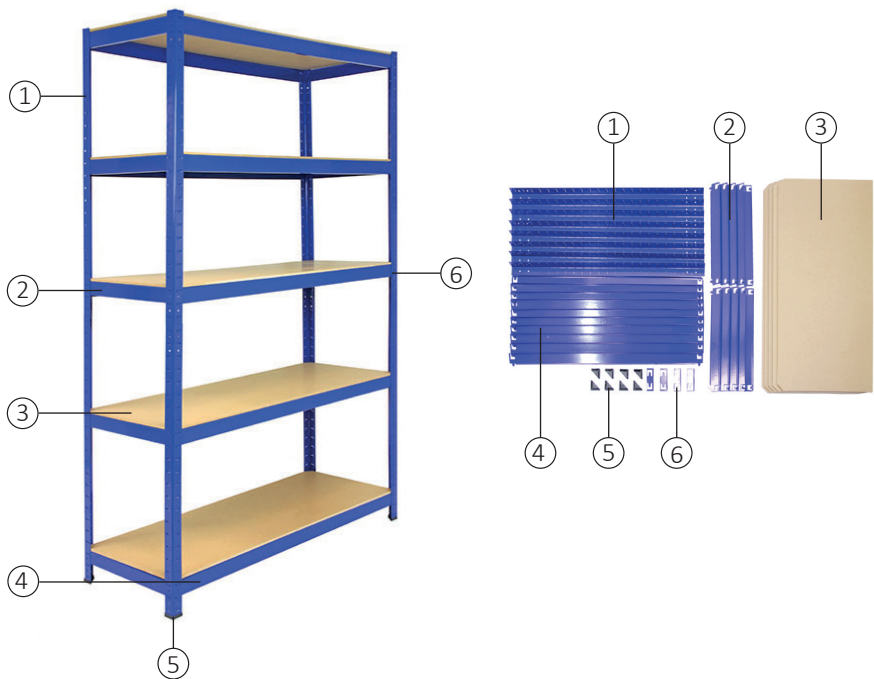
## Monster Guarantee

If for any reason the product has arrived damaged or with missing pieces then contact our Customer Support team via the details provided on the Contact page.

# Specification

## Product Features




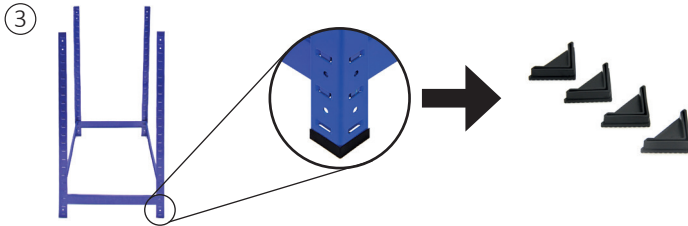
- 1) L-shaped Upright Beam
- 2) Short Beam
- 3) MDF Board
- 4) Long Beam
- 5) Moulded Feet
- 6) Beam Connector



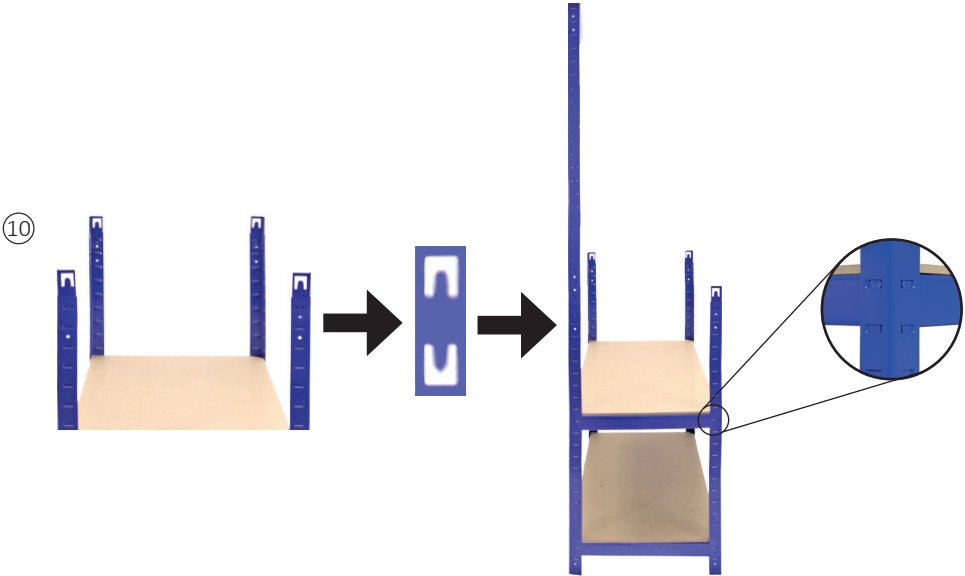
**Note:** Some T-Rax will also contain 5-10 central shelf supports.

# User Guide

## Assembly Instructions



# User Guide



# User Guide

14



15



16



17



18



# User Guide

19



20



21



22



23



# User Guide

24



25



26



27



28





# Troubleshooting

## Resolution Guide

Please read through the guide below if you have any issues or faults with your T-Rax.

**Q: There are parts missing from my order**

A: If there appears to be any part missing from your T-Rax package contact our Customer Support team via the details on the Contact page.

**Q: The MDF has begun to warp or change shape.**

A: Do not use this T-Rax for storage in a humid environment as the included MDF is untreated and is therefore susceptible to bend in an extremely damp or warm room. Other MDF can cut and used by the customer.

**Q: What kind of tools should I use to assemble the T-Rax?**

A: The only tools required to assemble a T-Rax racking bay is a rubber mallet, which are available to purchase through the Monster Shop website or via our Sales team, details available on the Contact page.

**Q: The T-bar locking mechanism on the long or short beams are bent or stick out from the slots on the upright beams.**

A: Sometimes T-bar locks can be bent or stick out from the upright beams and will therefore not push into the slot fully. Separate the long or short beam from the upright. Take a screw driver and push it against the T-bar lock to bend the metal hooks until it is straight, and can fit into the slot on the upright beam.

**Q: My T-Rax has central support bars - how do I attach them?**

A: To attach the central support bars, simply slot into place before adding the MDF board.

**Q: I have 4 spare moulded feet, what should I do with them?**

A: We recommend adding them to the top of the racking to add extra protection.

# Safety Advice

## Safe Working Practice

Please read through the safe working practice to ensure prevention of injury or damage to the device.

Do not use the T-Rax in areas of high temperature or humidity as the MDF boards are untreated and may warp or become uneven.

Do not use corrosive cleaning equipment when cleaning your T-Rax as this may erode the paint.

Do not exceed the shelving capacities, detailed on the Specification page. Note- these capacities are based on the weight distributed across the whole shelf.

Always keep the weight evenly distributed to avoid damage to the rack or MDF and to prevent the rack from falling over.

Wear gloves when assembling this shelving to protect your hands.

Be careful when using a hammer to assemble these T-Rax.

Ensure that each beam is properly hammered into place before continuing with the assembly process.

Be sure that each MDF board is slotted into the shelf correctly before you begin storage on the racking.



# Contact Us

## Sales Department

For information regarding this device or other products from our Monster divisions please use the following details below.

Tel: 01347 878888

Email: [hello@monstershop.co.uk](mailto:hello@monstershop.co.uk)

## Support Department

If this item arrives damaged, with missing pieces or you have not opened the racking and want to return it please use the following details below.

Tel: 01347 878887

Email: [help@monstershop.co.uk](mailto:help@monstershop.co.uk)

## Website

To view our product range and fantastic offers in the Monster Racking division please visit our website.

[www.monstershop.co.uk](http://www.monstershop.co.uk)

## Address

To visit our office Monster House and view our products, send postal correspondence or return items our address is provided below.

Monster House, Alan Farnaby Way, Sheriff Hutton  
Industrial Estate, Sheriff Hutton, York YO60 6PG



---

Monster Group (UK) is one of the UK's fastest growing online retailers. We supply a diverse range of products which offer exceptional value for money. We strive to provide the best possible customer experience with free UK delivery across all our products and a Monster Guarantee for 100% satisfaction.

Our dedicated customer service team will be more than happy to help with any questions you may have.

Home & Garden  
Storage Shelving  
Sign & Digital  
Retail & Hospitality  
Commercial Equipment

**Check out all our Monster brands at [www.monstershop.co.uk](http://www.monstershop.co.uk)**

---